



US00D866061S

(12) **United States Design Patent**
Lalehzadeh

(10) **Patent No.:** **US D866,061 S**

(45) **Date of Patent:** **** Nov. 5, 2019**

(54) **VAPING DEVICE**

(71) Applicant: **Jonas Lalehzadeh**, Santa Ana, CA (US)

(72) Inventor: **Jonas Lalehzadeh**, Santa Ana, CA (US)

(**) Term: **15 Years**

(21) Appl. No.: **29/657,069**

(22) Filed: **Jul. 18, 2018**

(51) **LOC (12) Cl.** **27-02**

(52) **U.S. Cl.**
USPC **D27/162**

(58) **Field of Classification Search**
USPC D27/162, 100, 101, 163–165, 172,
D27/174–176, 183, 186–192, 194, 185;
D24/110, 110.5; D19/115, 123, 137;
128/202.21, 203.12; 131/273, 274, 191,
131/330, 328, 329
CPC A24F 47/002; A24F 47/004; A24F 47/006;
A24F 47/008; A61M 15/06
See application file for complete search history.

(56) **References Cited**

U.S. PATENT DOCUMENTS

D404,516 S *	1/1999	Benhamou	D27/101
D596,228 S *	7/2009	Koch	D19/173
D645,816 S *	9/2011	Sasada	D13/108
D654,950 S *	2/2012	Ryan	D19/133
D662,257 S *	6/2012	Alelov	D27/101
D666,355 S *	8/2012	Alelov	D27/101
D762,001 S *	7/2016	Liu	D27/101
D797,369 S *	9/2017	Yamada	D27/101

D804,091 S *	11/2017	Fornarelli	D27/101
D805,246 S *	12/2017	Fakhouri	D27/101
D813,447 S *	3/2018	Watson	D27/162
D814,102 S *	3/2018	Lehoux	D27/101
D825,835 S *	8/2018	Verleur	D27/101
D832,498 S *	10/2018	Chen	D27/101
D835,337 S *	12/2018	Beer	D27/162
D847,419 S *	4/2019	Hawes	D27/194

OTHER PUBLICATIONS

<https://www.globalsources.com/si/AS/Shenzhen-Great/6008845885808/pdtl/Disposable-vape-pen/1159010983.htm> (Mar. 7, 2012).*

* cited by examiner

Primary Examiner — Susan Bennett Hattan
Assistant Examiner — Rebecca Tsehaye
(74) *Attorney, Agent, or Firm* — Ashok Tankha

(57) **CLAIM**

The ornamental design for a vaping device, as shown and described.

DESCRIPTION

FIG. 1 is a top perspective view of an ornamental design for a vaping device;
FIG. 2 is a bottom perspective view thereof;
FIG. 3 is a front elevation view thereof;
FIG. 4 is a right side elevation view thereof;
FIG. 5 is a rear elevation view thereof;
FIG. 6 is a left side elevation view thereof;
FIG. 7 is a top plan view thereof; and,
FIG. 8 is a bottom view thereof.

1 Claim, 7 Drawing Sheets






FIG. 1




FIG. 2



FIG. 3

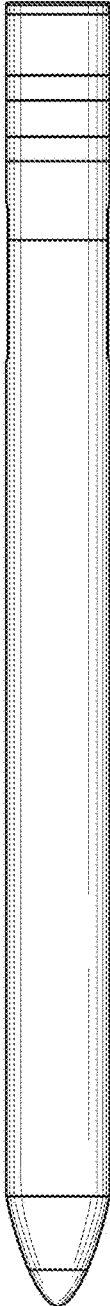


FIG. 4




FIG. 5




FIG. 6

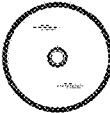


FIG. 7

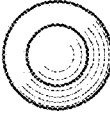


FIG. 8