



- (51) **International Patent Classification:**
H04W 4/16 (2009.01) *H04M 3/42* (2006.01)
- (21) **International Application Number:**
PCT/US2017/017566
- (22) **International Filing Date:**
11 February 2017 (11.02.2017)
- (25) **Filing Language:** English
- (26) **Publication Language:** English
- (30) **Priority Data:**
62/294,289 11 February 2016 (11.02.2016) US
15/429,133 9 February 2017 (09.02.2017) US
201744004858 10 February 2017 (10.02.2017) IN
- (71) **Applicant:** KIRUSA, INC. [US/US]; 139 South Street, Suite 205, New Providence, NJ 07974 (US).
- (72) **Inventors:** MUMICK, Inderpal, Signh; 85 Swenson Circle, Berkely Heights, NJ 07922 (US). ANAND, Surinder, Singh; 502 Leia Ln., Highland, NJ 08904 (US).
- (74) **Agent:** TANKHA, Ashok; 36 Greenleigh Drive, Sewell, NJ 08080 (US).
- (81) **Designated States** (*unless otherwise indicated, for every kind of national protection available*): AE, AG, AL, AM,

AO, AT, AU, AZ, BA, BB, BG, BH, BN, BR, BW, BY, BZ, CA, CH, CL, CN, CO, CR, CU, CZ, DE, DJ, DK, DM, DO, DZ, EC, EE, EG, ES, FI, GB, GD, GE, GH, GM, GT, HN, HR, HU, ID, IL, IN, IR, IS, JP, KE, KG, KH, KN, KP, KR, KW, KZ, LA, LC, LK, LR, LS, LU, LY, MA, MD, ME, MG, MK, MN, MW, MX, MY, MZ, NA, NG, NI, NO, NZ, OM, PA, PE, PG, PH, PL, PT, QA, RO, RS, RU, RW, SA, SC, SD, SE, SG, SK, SL, SM, ST, SV, SY, TH, TJ, TM, TN, TR, TT, TZ, UA, UG, US, UZ, VC, VN, ZA, ZM, ZW.

- (84) **Designated States** (*unless otherwise indicated, for every kind of regional protection available*): ARIPO (BW, GH, GM, KE, LR, LS, MW, MZ, NA, RW, SD, SL, ST, SZ, TZ, UG, ZM, ZW), Eurasian (AM, AZ, BY, KG, KZ, RU, TJ, TM), European (AL, AT, BE, BG, CH, CY, CZ, DE, DK, EE, ES, FI, FR, GB, GR, HR, HU, IE, IS, IT, LT, LU, LV, MC, MK, MT, NL, NO, PL, PT, RO, RS, SE, SI, SK, SM, TR), OAPI (BF, BJ, CF, CG, CI, CM, GA, GN, GQ, GW, KM, ML, MR, NE, SN, TD, TG).

Declarations under Rule 4.17:

— *of inventorship (Rule 4.17(iv))*

Published:

— *with international search report (Art. 21(3))*

- (54) **Title:** ROUTING INCOMING CALLS MADE TO ONE OR MORE UNREACHABLE NUMBER INTO DATA CLIENT

(57) **Abstract:** A method and a call routing system (CRS) are provided for routing an incoming call made to one of multiple numbers of a user to a call receiving client application (CRCA) deployed on one or more user devices when the called number is not reachable. The CRS, in communication with the CRCA deployed on one or more user devices, sets up a user account using one or more of the user's multiple numbers. The CRS detects availability of the CRCA on one or more user devices over a data network to accept an incoming call. The CRS receives the incoming call made to one of the numbers, when the called number is not reachable. The CRS routes the incoming call to the CRCA on one or more user devices over the data network on detecting the availability of the CRCA on one or more user devices over the data network.



ROUTING INCOMING CALLS MADE TO ONE OR MORE UNREACHABLE NUMBERS INTO A DATA CLIENT

CROSS-REFERENCE TO RELATED APPLICATIONS

[0001] This application claims priority to and the benefit of the provisional patent application number 62/294,289 titled “Routing Incoming Calls Made To One Or More Unreachable Numbers Into A Data Client”, filed in the United States Patent and Trademark Office on 11 February 2016, and the non-provisional patent application number 15/429,133 titled “Routing Incoming Calls Made To One Or More Unreachable Numbers Into A Data Client”, filed in the United States Patent and Trademark Office on 9 February 2017, and the non-provisional patent application number 201744004858 titled “Routing Incoming Calls Made To One Or More Unreachable Numbers Into A Data Client”, filed in the Indian Patent Office on 10 February 2017. The specifications of the above referenced patent applications are incorporated herein by reference in their entirety.

BACKGROUND

[0002] As mobile networks and data communication technologies have evolved, calls can be made and received on phones not only using voice calling capabilities of mobile networks, but also using a data communication capability of these phones. Applications can also be run on data enabled phones, for example, smartphones, to allow users to obtain various services through data networks.

[0003] There are times when a user’s phone does not have access to a telecommunications network, for example, a voice network for making and receiving voice calls, but has a data network capability on the phone using a carrier’s mobile data network or a Wi-Fi[®] connection of Wi-Fi Alliance Corporation. As used herein, “carrier” refers to a telecommunications network operator or service provider that provides communication services, for example, telecommunication services to end users and

controls elements, for example, radio spectrum allocation, wireless network infrastructure, back haul infrastructure, billing systems, customer care systems, provisioning computer systems, repair systems, etc., required for delivering communication services to the end users. For example, a user's phone may be out of mobile network coverage but is connected to a Wi-Fi[®] network. In another case, the user may explicitly turn off the mobile network on the phone while roaming to avoid high roaming charges, but the user's phone may be connected to a Wi-Fi[®] network. In such cases, the user is unable to make or receive calls using a voice calling capability of the telecommunications network. When a calling party makes a call to a user's mobile number, the call cannot be routed to the user's phone in the above cases and the call attempt is incomplete. If the user has a conventional call completion service such as missed call notifications or voicemail enabled on the mobile number, the calling party will receive an option to send a voice message. However, the user is unable to receive the incoming call even if the user has data network capability on the phone. Hence, there is a need for routing an incoming call to a called party device using the data network capability of the phone when the called party device does not have a voice calling capability.

[0004] In another scenario, a user may have multiple numbers. However, at a particular time, the user may not have access to all of the multiple numbers. As a result, the user is unable to receive an incoming call from a calling party to one of the multiple numbers to which the user does not have access at the time. Hence, there is a need for routing an incoming missed call received for one of the numbers belonging to the user to an application of a user device, for example, a mobile phone or a tablet using a data network.

[0005] Hence, there is a long felt need for a method and a system for routing an incoming call made to one of multiple numbers of a user, to a call receiving client application deployed on one or more user devices when one of the numbers being called is not reachable. Moreover, there is a need for a method and a system for routing an incoming call to a call receiving client application deployed on one or more user devices

using a data network when the user devices do not have a voice calling capability on a telecommunications network. Furthermore, there is a need for a method and a system for routing an incoming missed call received for one of the numbers belonging to the user, to a call receiving client application deployed on one or more user devices using the data network.

SUMMARY OF THE INVENTION

[0006] This summary is provided to introduce a selection of concepts in a simplified form that are further disclosed in the detailed description of the invention. This summary is not intended to determine the scope of the claimed subject matter.

[0007] The method and the system disclosed herein address the above recited need for routing an incoming call made to one of multiple numbers of a user, to a call receiving client application deployed on one or more user devices when one of the numbers being called is not reachable. Moreover, the method and the system disclosed herein route an incoming call to the call receiving client application deployed on one or more user devices using a data network when the user devices do not have a voice calling capability on a telecommunications network. Furthermore, the method and the system disclosed herein route an incoming missed call received for one of the numbers belonging to the user, to the call receiving client application deployed on one or more user devices using the data network.

[0008] The method disclosed herein employs a call routing system comprising one or more processors configured to execute computer program instructions for routing an incoming call made to one of multiple numbers of a user, to a call receiving client application (CRCA) deployed on one or more of multiple user devices when one of the numbers is not reachable. The call routing system, in communication with the CRCA deployed on one or more of the user devices, sets up a user account for the user using one or more of the multiple numbers of the user. The call routing system detects availability of the CRCA on one or more of the user devices over a data network to accept an

incoming call. The call routing system receives the incoming call made to one of the numbers, when the called number is not reachable. The call routing system routes the received incoming call to the CRCA on one or more of the user devices over the data network on detecting the availability of the CRCA on one or more of the user devices over the data network.

[0009] In one or more embodiments, related systems comprise circuitry and/or programming for effecting the methods disclosed herein. The circuitry and/or programming can be any combination of hardware, software, and/or firmware configured to effect the methods disclosed herein depending upon the design choices of a system designer. Also, various structural elements can be employed depending on the design choices of the system designer.

BRIEF DESCRIPTION OF THE DRAWINGS

[0010] The foregoing summary, as well as the following detailed description of the invention, is better understood when read in conjunction with the appended drawings. For the purpose of illustrating the invention, exemplary constructions of the invention are shown in the drawings. However, the invention is not limited to the specific methods and components disclosed herein. The description of a method step or a component referenced by a numeral in a drawing is applicable to the description of that method step or component shown by that same numeral in any subsequent drawing herein.

[0011] FIG. 1 illustrates a method for routing an incoming call made to one of multiple numbers of a user, to a call receiving client application deployed on one or more of multiple user devices when one of the numbers being called is not reachable.

[0012] FIG. 2A exemplarily illustrates a system comprising a carrier media platform, a carrier incoming call routing server, and a cloud incoming call routing server implemented in a distributed cloud computing environment, for routing an incoming call made to one of multiple numbers of a user, to the call receiving client application

deployed on one or more of multiple user devices when one of the numbers being called is not reachable.

[0013] FIG. **2B** exemplarily illustrates an embodiment of the system shown in FIG. **2A**, further comprising a cloud media platform implemented in a distributed cloud computing environment, for routing an incoming call made to one of multiple numbers of a user, to the call receiving client application deployed on one or more of multiple user devices when one of the numbers being called is not reachable.

[0014] FIG. **2C** exemplarily illustrates an embodiment of the system comprising the carrier media platform, a voicemail/missed call alert server with incoming call routing functionality, and a cloud incoming call routing server implemented in a distributed cloud computing environment, for routing an incoming call made to one of multiple numbers of a user, to the call receiving client application deployed on one or more of multiple user devices when one of the numbers being called is not reachable.

[0015] FIG. **2D** exemplarily illustrates an embodiment of the system shown in FIG. **2C**, further comprising the cloud media platform implemented in a distributed cloud computing environment, for routing an incoming call made to one of multiple numbers of a user, to the call receiving client application deployed on one or more of multiple user devices when one of the numbers being called is not reachable.

[0016] FIG. **3A** exemplarily illustrates communication between the carrier incoming call routing server, the cloud incoming call routing server, the carrier media platform, and a called party device for routing an incoming call made to one of multiple numbers of a user, to the call receiving client application deployed on the called party device when one of the numbers being called is not reachable.

[0017] FIG. **3B** exemplarily illustrates an embodiment showing communication between the carrier incoming call routing server, the cloud incoming call routing server, the carrier media platform, the cloud media platform, and a called party device for

routing an incoming call made to one of multiple numbers of a user, to the call receiving client application deployed on the called party device when one of the numbers being called is not reachable.

[0018] FIG. 4A exemplarily illustrates modules of the cloud incoming call routing server used for routing an incoming call made to one of multiple numbers of a user, to the call receiving client application deployed on one or more of multiple user devices when one of the numbers being called is not reachable.

[0019] FIG. 4B exemplarily illustrates modules of the carrier incoming call routing server used for routing an incoming call made to one of multiple numbers of a user, to the call receiving client application deployed on one or more of multiple user devices when one of the numbers being called is not reachable.

[0020] FIG. 5A exemplarily illustrates communication between the carrier incoming call routing server and the carrier media platform for routing an incoming call made to one of multiple numbers of a user, to the call receiving client application deployed on one or more of multiple user devices when one of the numbers being called is not reachable.

[0021] FIG. 5B exemplarily illustrates communication between the carrier incoming call routing server, the carrier media platform, and the cloud media platform for routing an incoming call made to one of multiple numbers of a user, to the call receiving client application deployed on one or more of multiple user devices when one of the numbers being called is not reachable.

[0022] FIGS. 6A-6B exemplarily illustrate an architectural diagram of the system for routing an incoming call made to one of multiple numbers of a user, to the call receiving client application deployed on one or more of multiple user devices when one of the numbers being called is not reachable.

DETAILED DESCRIPTION OF THE INVENTION

[0023] FIG. 1 illustrates a method for routing an incoming call made to one of multiple numbers of a user to a call receiving client application (CRCA), also referred to as a “data client”, deployed on one or more of multiple user devices when one of the numbers being called is not reachable. The number being called is deemed not reachable, for example, when one or more of the user devices associated with the number do not have access to a telecommunications network, for example, a voice network, or when one or more of the user devices associated with the number are out of network coverage, or when one or more of the user devices associated with the number are switched off, or when the user disables the telecommunications network on one or more user devices associated with the number to avoid high roaming charges, or when the user is roaming, that is, using a roaming network, and does not have a prepaid credit balance to receive an incoming call, or when the user does not have a prepaid credit balance to receive an incoming call in a country where incoming calls are charged even while not roaming, or when the number is busy, etc. The number being called is deemed not reachable also when an incoming call to the number is unanswered, for example, when the user is not able to answer the incoming call if the user device associated with the number is not within easy reach or is left at home. The number being called is deemed not reachable also when the user is busy on another call on the user device associated with the number, where the incoming call is first delivered. The telecommunications network is, for example, a wired telephony network, a wireless network, a voice network, a signaling system number 7 (SS7) network, a mobile telecommunication network, a public telephone network, etc.

[0024] The method disclosed herein employs a call routing system comprising one or more processors configured to execute computer program instructions for routing an incoming call made to one of multiple numbers of a user, to a call receiving client application (CRCA) deployed on one or more of multiple user devices when one of the numbers being called is not reachable. The user downloads and installs a CRCA on one or more of multiple user devices, for example, personal computers, tablet computing devices, mobile computers, mobile phones, smartphones, portable computing devices,

laptops, personal digital assistants, etc., having operating systems, for example, the Android[®] operating system of Google Inc., the iOS[®] operating system of Apple Inc., the Windows[®] operating system of Microsoft Corporation, the Blackberry[®] of Blackberry Limited Corporation, or any other device with a smart operating system.

[0025] The call receiving client application (CRCA) on one or more of multiple user devices communicates with the call routing system via a data network. As used herein, “data network” refers to a communication network over which data can be transmitted, for example, between user devices, between a server and a user device, between a media platform and a user device, etc. Examples of the data network comprise the Internet, an intranet, a wireless network, a communication network that implements Bluetooth[®] of Bluetooth Sig, Inc., a network that implements Wi-Fi[®] of Wi-Fi Alliance Corporation, a cellular operator’s data network such as a carrier’s mobile data network, a third generation (3G) mobile communication network, a fourth generation (4G) mobile communication network, a fifth generation (5G) mobile communication network, a long-term evolution (LTE) mobile communication network, an ultra-wideband communication network (UWB), a wireless universal serial bus (USB) communication network, a communication network that implements ZigBee[®] of ZigBee Alliance Corporation, a general packet radio service (GPRS) network, an internet connection network, an infrared communication network, etc., or a network formed from any combination of these networks.

[0026] The call routing system comprises an incoming call routing server (ICRS), a media platform, and a voicemail/missed call alert (MCA) server that completes incomplete calls. In an embodiment, the call routing system is implemented in a distributed cloud computing environment with a carrier ICRS deployed in a carrier’s data center and a cloud ICRS deployed outside the carrier’s data center, where the carrier ICRS communicates with the cloud ICRS over a secure data network. As used herein, “distributed cloud computing environment” refers to a processing environment comprising configurable computing physical and logical resources, for example, networks, servers, storage media, applications, virtual machines, services, etc., and data

distributed over one or more networks comprising, for example, secure data networks and public data networks such as the internet. The distributed cloud computing environment provides on-demand network access to a shared pool of the distributed computing physical and logical resources. Also, as used herein, “secure data network” refers to a data network controlled by the carrier to allow selective access from authorized servers and devices outside the carrier’s data center to servers inside the carrier’s data center, while preventing unauthorized access, misuse, and modification of network resources. In another embodiment where security policies of the carrier do not allow direct communication between the media platform in the carrier’s data center, herein referred to as a “carrier media platform”, and the CRCA on one or more user devices, the call routing system comprises the carrier ICRS, the cloud ICRS, the carrier media platform, and a cloud media platform implemented in the distributed cloud computing environment, where the carrier media platform communicates with the cloud media platform over the secure data network. In this embodiment, the cloud media platform communicates with the CRCA on one or more user devices over a public data network. As used herein, “public data network” refers to a data network that is open to public access and accessible in the public domain by user devices. In another embodiment, instead of the carrier ICRS, the call routing system comprises a voicemail/MCA server with incoming call routing functionality. The voicemail/MCA server with incoming call routing functionality communicates with the cloud ICRS over the secure data network in the distributed cloud computing environment. To implement the distributed cloud computing environment, the call routing system is developed, for example, using one or more of the Google App engine cloud infrastructure of Google Inc., Amazon Web Services[®] of Amazon Technologies, Inc., the Amazon elastic compute cloud EC2[®] web service of Amazon Technologies, Inc., the Google[®] Cloud platform of Google Inc., the Microsoft[®] Cloud platform of Microsoft Corporation, etc.

[0027] The incoming call routing server (ICRS) of the call routing system disclosed herein, in communication with the call receiving client application (CRCA) deployed on one or more of the user devices, sets **101** up a user account for the user using one or more of the multiple numbers of the user. In an embodiment, the ICRS allows the user to set up

the user account with a single number associated with a subscriber identity module (SIM) card that the user owns. In another embodiment, if the user has multiple subscriber identity module (SIM) cards, where each of the SIM cards is associated with a distinct number, the ICRS allows the user to set up the user account with each of these distinct numbers. In an embodiment, the ICRS allows the user to set up the user account with multiple numbers associated with a single carrier in a single geographical location, or with different carriers in a single geographical location, or with a single carrier in multiple different geographical locations, or with different carriers in different geographical locations. For example, the ICRS allows the user to set up the user account with multiple numbers associated with the same country and carrier, or with different carriers in the same country, or with multiple carriers in different countries. In an embodiment, the ICRS sets up the user account for the user using the CRCA on a single user device. In another embodiment, if the user owns multiple user devices, the user can download and configure the CRCA on each of the multiple user devices owned by the user. In this embodiment, the ICRS allows the user to receive the incoming call on another user device when the user is busy on another call on one user device, where the incoming call is first delivered. In an embodiment, the user can download and configure the CRCA on multiple user devices that are manufactured by the same vendors, for example, Apple Inc., or Samsung Electronics Co., Ltd., and that run the same type of operating system, for example, the iOS[®] operating system of Apple Inc., the Android[®] OS of Google Inc., the Windows[®] operating system of Microsoft Corporation, etc. In another embodiment, the user can download and configure the CRCA on multiple user devices manufactured by different vendors and running different operating systems. The data inputted to the ICRS, for example, the numbers received from the user and account information to set up the user account is transformed, processed, and executed by an algorithm in the ICRS.

[0028] After downloading the call receiving client application (CRCA) on one or more user devices, the user sets up the CRCA with the incoming call routing server (ICRS) using one of the numbers that the user owns. The CRCA and the ICRS set up the user account for the user using a number provided by the user. To ensure that the user owns

the number provided by the user, the ICRS then validates the number received from the user using one or more of multiple authentication mechanisms. An example of an authentication mechanism implemented by the ICRS comprises transmitting a validation code to the number of the user to be validated by the ICRS via a message sent by the ICRS or an outbound dialing call initiated by the media platform of the call routing system, receiving an input code captured by the CRCA from one of the user devices associated with the number, and matching the received input code with the transmitted validation code. Another example of an authentication mechanism implemented by the ICRS comprises sending a message to the number of the user to be validated by the ICRS, and receiving a confirmation from the CRCA that the sent message is received on one of the user devices indicating that one of the user devices contains a subscriber identity module (SIM) with the number of the user to be validated. Another example of an authentication mechanism implemented by the ICRS comprises receiving a message sent from the CRCA on one of the user devices to a predetermined number and matching a source number of the message with the number of the user to be validated. Another example of an authentication mechanism implemented by the ICRS comprises receiving a missed call placed by the CRCA on one of the user devices to a predefined number and matching a source number of the missed call with the number of the user to be validated. The ICRS assigns the number used for setting up the user account as a primary number for the user account.

[0029] The incoming call routing server (ICRS) allows the user to link additional numbers to the same user account. The ICRS receives the additional numbers owned by the user, validates each additional number using one of the authentication mechanisms disclosed above, and links the received additional numbers to the same user account. The ICRS performs one of the authentication mechanisms, for example, receiving a validation code captured by the call receiving client application (CRCA) from a user device and matching the received validation code with the validation code sent by the ICRS to the number via a short message service (SMS) message; receiving a validation code captured by the CRCA from the user device and matching the received validation code with the validation code played on an outbound dialing (OBD) call initiated by the ICRS;

receiving a confirmation from the CRCA that an SMS message sent from the ICRS to the number to be validated is received on one of the user devices indicating that the user device that received the SMS message contains a subscriber identity module (SIM) with the number to be validated; receiving an SMS message sent from the CRCA on one of the user devices to a predetermined number and matching the source number of the SMS message with the number to be validated; receiving a missed call placed by the CRCA on one of the user devices to a predefined number and matching an originating number of the missed call with the number to be validated, etc., for all the multiple numbers linked by the user to the user account. The ICRS designates each of the linked additional numbers as secondary numbers for the user account. Each of the numbers associated with the user account, for example, the primary number or the secondary number is a validated number for the user account. The ICRS allows the user to change the primary number of the user account at any time by selecting one of the validated numbers as the updated primary number for the user account. The ICRS also allows the user to delink the validated primary number or any of the validated secondary numbers from the user account. To delink the primary number, the user needs to designate another validated number as the primary number before delinking the primary number. The ICRS receives the other validated number from the CRCA and designates the other validated number as the updated primary number before delinking or removing the primary number.

[0030] The user can also set a password to allow the user to login or sign into the call receiving client application (CRCA) from the same user device or from any other user device deploying the CRCA. The incoming call routing server (ICRS) sets the password for logging into the CRCA deployed on one or more of the user devices with one or more numbers of the user. The user can login to the CRCA from multiple user devices using the same user account set up by the ICRS for the user. The user needs to validate the number by entering the password or by using the authentication mechanisms disclosed above. The ICRS validates and links the numbers of the user through one or more authentication mechanisms disclosed above. In an embodiment, the ICRS validates the number by providing the authentication information of the user. The ICRS maintains a database of all user accounts and the validated numbers associated with each user

account. The database comprises a column that indicates which of the user accounts have one or more of the user devices with numbers that are currently linked to the user account set up by the ICRS to receive calls over a data network. The ICRS updates the status of each user account, that is, whether a user account is registered to receive incoming calls on the data network or not, in the database. The ICRS also stores details about the user device from which the user has registered to be available to receive incoming calls over the data network using the CRCA on the user device. In an embodiment, the ICRS sets up the user account with the CRCA deployed on each of the user devices and associates one or more of the numbers of the user with the user account. A generic computer using a generic program cannot validate one or more numbers of the user and set up the user account with the validated numbers to receive incoming calls over the data network using the CRCA deployed on one or more user devices in accordance with the method steps disclosed above.

[0031] The incoming call routing server (ICRS) detects **102** availability of the call receiving client application (CRCA) on one or more of the user devices over the data network to accept an incoming call, on receiving a query for the availability of the CRCA on the user devices from the media platform. In an embodiment, the ICRS detects the availability of the CRCA on one or more of the user devices over the data network, when the CRCA is connected to the data network and registers itself with the ICRS to indicate the availability of the CRCA to accept incoming calls. “Registration of the CRCA with the ICRS” refers to indicating availability of the CRCA on a user device when the CRCA connects to the data network and the user logs into the CRCA on the user device. That is, the ICRS detects availability of the CRCA by detecting a connection of the CRCA to the data network and registration of the CRCA on one or more of the user devices. The CRCA deregisters from the user device when the user logs out or signs out from the user device. The ICRS detects the deregistration of the CRCA on one or more of the user devices. The ICRS detects all other scenarios when the CRCA is no longer connected to the data network and deregisters the CRCA. For example, the ICRS detects when the CRCA is disabled or deactivated on the user device, or when the user device on which the CRCA is installed, is switched off, etc. The ICRS also detects when the CRCA is

deregistered on one or more of the user devices to allow the CRCA to re-register when the CRCA connects to the data network. A generic computer using a generic program cannot detect availability of the CRCA on one or more of the user devices over the data network to accept an incoming call in accordance with the method steps disclosed above.

[0032] When a calling party calls one of the numbers of the user, for example, the primary number or one of the secondary numbers linked to the user account, the media platform of the call routing system receives **103** the incoming call made to the called number, when the called number is not reachable, for example, when the subscriber identity module (SIM) card associated with the called number is disconnected from the user device, or when the user device associated with the called number is in an out of coverage area, or when there is network congestion, or when the user device associated with the called number does not have access to a telecommunications network, or when the user device associated with the called number is switched off, or when the called number is busy, or when the incoming call to the called number is unanswered by the user, etc. As used herein, “calling party” refers to a user or a sender who originates a call or attempts to place a call to a called party device to communicate with the called party. Also, as used herein, “called party” refers to a user who is a recipient or an intended recipient of a call made by the calling party. When an incoming call is received, the incoming call routing server (ICRS) checks the database to determine whether there is a call receiving client application (CRCA) that is currently available to receive the incoming call, and then sends a response to the media platform to route the incoming call to an available CRCA.

[0033] The media platform routes **104** the received incoming call to the call receiving client application (CRCA) on one or more of the user devices over the data network on detecting the availability of the CRCA on one or more of the user devices over the data network, that is, on receiving the response that the CRCA is available on one or more of the user devices from the incoming call routing server (ICRS). In an embodiment, a carrier associated with each of the validated numbers of the user assigns a routing number, for example, a C number, to the call routing system for routing the received

incoming call to the call routing system when one of the validated numbers is not reachable. As used herein, “routing number” refers to a call forwarding number or a translated number assigned for a carrier that owns one or more numbers linked to the user account. The routing number routes the incoming call to the media platform of the call routing system. The function of the C number is similar to a C number used for a call completion service and uses the same conditional call forwarding capabilities of a global system for mobile communications (GSM) network and a code division multiple access (CDMA) network as used for other call completion or voicemail and/or missed call solutions. The media platform receives the incoming call made to one of the numbers forwarded by the carrier via the assigned routing number, and determines whether one of the numbers is linked to the user account set up by the ICRS to route the incoming call to the CRCA on one or more user devices over the data network.

[0034] The incoming call routing server (ICRS) maintains a list of countries and carriers that support the incoming call routing service implemented by the method disclosed herein, along with the routing number, for example, the C number to be used for activating conditional call forwarding for routing incoming calls to the call routing system. When a user sets up the user account with a primary number, or adds a secondary number to the user account, the ICRS checks the database if the number has already activated conditional call forwarding for the incoming call routing service, or for the voicemail, missed call, or voicemail with a missed call service being implemented by the ICRS. If the number is not already activated for conditional call forwarding, the ICRS checks the database to find the C number to be used for conditional call forwarding in the country and carrier of the number. If the C number is assigned and configured for that country and carrier, then the ICRS further determines if the C number is integrated with a service provisioning platform of the carrier to send a command to activate conditional call forwarding. If the C number is integrated with the service provisioning platform, then the ICRS sends the command for activating conditional call forwarding for that number to the service provisioning platform. The ICRS captures a status of success or failure of the command from the response received from the service provisioning platform and

stores the status in the database, and also communicates the status to the call receiving client application (CRCA) connected to that user account.

[0035] If the incoming call routing server (ICRS) is not integrated with the service provisioning platform of the carrier, then the ICRS sends the C number and the command to be used for activating conditional call forwarding to the call receiving client application (CRCA). The command for activating conditional call forwarding for numbers belonging to a global system for mobile communications (GSM) network is, for example, an unstructured supplementary service data (USSD) command “**004*<C_Number>#” from the user device containing the subscriber identity module (SIM) card associated with the user’s number. As another example, the command for activating conditional call forwarding for numbers belonging to a code division multiple access (CDMA) network is to make a regular voice call to “*71<C_Number>”. Depending on the capability of the user device on which the CRCA is installed, the CRCA executes the command to activate conditional call forwarding to the C number on its own, or prompts the user to click on an action button on a graphical user interface (GUI) provided by the CRCA to initiate the command, or instructs the user to dial the command from the user device’s dialer. A generic computer using a generic program cannot route the received incoming call to the CRCA on one or more of the user devices over the data network on detecting the availability of the CRCA on one or more of the user devices over the data network in accordance with the method steps disclosed above.

[0036] In an embodiment, the media platform at the carrier’s data center, that is, the carrier media platform, routes the received incoming call to the call receiving client application (CRCA) on one or more user devices over the data network via the cloud media platform deployed in the distributed cloud computing environment, when the incoming call is made to a number associated with the carrier that does not permit direct data communication between servers in the secure data network of the carrier and the user devices. In this embodiment, the cloud media platform communicates with the carrier media platform over the carrier’s secure data network, and routes the received incoming call to the CRCA on one or more user devices over the public data network. In

another embodiment, the media platform selects an optimum codec for communicating with the CRCA on one or more of the user devices based on available bandwidth between the media platform and the CRCA, and implements transcoding for converting a codec used for communication between a carrier's network component and the media platform to the optimum codec used for communication between the media platform and the CRCA.

[0037] When the calling party calls one of the validated numbers of the user that is not reachable, the carrier that owns the called number forwards the incoming call to the routing number. For example, a terminating mobile switching center (MSC) that handles the incoming call to the called number that is not reachable, routes the incoming call to the media platform via the routing number. The media platform queries the incoming call routing server (ICRS) to determine whether the call receiving client application (CRCA) on one or more user devices associated with the called number is currently registered to receive the incoming call on the data network. The ICRS receives the query from the media platform, checks the database of users to determine whether the CRCA on one or more user devices associated with the called number is registered with the ICRS to receive the incoming call over the data network, and transmits a response to the media platform. If the response from the ICRS indicates that there are one or more user devices with the CRCA available to receive the incoming call for the called number, the media platform routes the received incoming call to the registered CRCA on each of the user devices to allow the user to see and hear a ring for the incoming call on the CRCA. As used herein, "registered CRCA" refers to the CRCA that is available on a user device based on connection of the CRCA to the data network and the user logging into the CRCA on the user device. The user can answer the incoming call by accepting the incoming call on the CRCA. When the user answers the incoming call by accepting the incoming call on the registered CRCA on one user device, the registered CRCA stops the ring on the remaining user devices.

[0038] If the user does not accept the call from any of the user devices where the user has the call receiving client application (CRCA) installed and registered, for a

preconfigured period of time, the media platform routes the received incoming call to an alerting server, for example, the voicemail/missed call alert (MCA) server of the call routing system and executes a call complete call flow. The call complete call flow comprises a missed call notification, voicemail, etc. That is, the voicemail/MCA server provides options to the calling party to record a voice message or hang up the incoming call to complete the call. If the calling party records a voice message, the voicemail/MCA server transmits a notification to the CRCA or a short message service (SMS) message to the user device to allow the user to call and to listen to the voice message. If the calling party does not record a voice message, the voicemail/MCA server transmits a missed call notification into the CRCA or as an SMS message to the user device. Furthermore, when the incoming call routing server (ICRS) detects an unavailability of the CRCA on each of the user devices, the ICRS requests the media platform to route the received incoming call to the voicemail/MCA server. By implementing the method disclosed herein, a user can receive calls made to multiple numbers associated with the user account into the CRCA over a data connection, for example, an internet protocol connection, when the calls cannot be delivered as the called numbers are unreachable.

[0039] The call routing system disclosed herein implements one or more specific computer programs for routing an incoming call made to one of multiple numbers of a user, to the call receiving client application (CRCA) deployed on one or more of multiple user devices to which a user has access, when the called number is not reachable. The call routing system routes the incoming call to the CRCA deployed on a user device using a data network, when the user device does not have access to a voice network, for example, when the user device is out of network coverage, or when the user explicitly turns off a mobile network on the user device while roaming to avoid high roaming charges, etc., or when the user does not have access to all of the user's multiple numbers, etc., for making and receiving voice calls, but has a data network capability on the user device. The call routing system processes and transforms the received incoming call that is incomplete to a complete call by routing the received incoming call to the CRCA on one or more user devices. The call routing system also transforms a codec used for communication between the carrier's network component and the media platform to an optimum codec

selected for communication between the media platform and the CRCA. The call routing system also processes and transforms the received incoming call into a missed call alert by forwarding the received incoming call to an alerting server when the CRCA is not available in one or more of the user devices or when the CRCA is not connected to the data network.

[0040] The method disclosed herein improves the functionality of a computer and provides an improvement in communication related technology related to routing an incoming call made to one of multiple numbers of a user, to the call receiving client application (CRCA) deployed on one or more of multiple user devices as follows: On implementing the method disclosed herein, the incoming call routing server (ICRS) of the call routing system, in communication with the CRCA deployed on one or more of the user devices, routes the incoming call to the CRCA. The call routing system processes the numbers received from the user, creates a user account, and maintains the user account in the database for each of the user devices. The media platform in the call routing system receives the incoming call made to one of the numbers via the assigned routing number and sends a query to the ICRS to determine registration of the CRCA on one or more of the user devices with the ICRS. Based on the response from the ICRS, the media platform through the use of separate and autonomous computer programs processes the received incoming call made to one of the user's numbers that is not reachable to determine the availability of the CRCA and route the incoming call to the CRCA available on one or more of the user devices via the data network.

[0041] The focus of the method and the call routing system disclosed herein is on an improvement to communication technology and computer functionalities, and not on tasks for which a generic computer is used in its ordinary capacity. Accordingly, the method and the call routing system disclosed herein are not directed to an abstract idea. Rather, the method and the call routing system disclosed herein are directed to a specific improvement to the way the processors in the call routing system and the user device operate, embodied in, for example, setting up a user account for the user, validating the numbers received from the user to set up the user account, determining the availability of

the call receiving client application (CRCA) on one or more of multiple user devices by detecting a connection of the CRCA to the data network and detecting registration of the CRCA on one or more of the user devices, selecting an optimum codec for communicating with the CRCA on one or more of the user devices, and routing the incoming call to the available CRCA on one or more of the user devices over the data network.

[0042] In the method disclosed herein, the design and the flow of data and interactions between a calling party device, network components of the carrier, the call routing system, and the user devices that deploy the call receiving client application (CRCA) are deliberate, designed, and directed. The numbers received from the user to set up the user account and the incoming call received from the calling party device are processed by the call routing system to steer the call routing system towards a finite set of predictable outcomes. The interactions between the calling party device, the carrier's network components, the call routing system, and the user devices that deploy the CRCA allow the call routing system to route the received incoming call to the available CRCA via the data network in the absence of a voice network. From the numbers provided by the user, the call routing system, through the use of separate and autonomous computer programs, processes the numbers to set up the user account and maintain the database of user accounts associated with all the user devices, and processes a query to route the incoming call to an available CRCA when one of the numbers is not reachable. To set up the user account for the user using one or more of multiple numbers of the user in communication with the CRCA deployed on one or more of multiple user devices, detect availability of the CRCA on the user devices over the data network to accept the incoming call, receive the incoming call made to one of the numbers, when one of the numbers is not reachable, and route the received incoming call to the available CRCA on one or more of the user devices over the data network requires four or more separate computer programs and subprograms, the execution of which cannot be performed by a person using a generic computer with a generic program. The steps performed by the call routing system disclosed above are tangible, provide useful results, and are not abstract. The hardware and software implementation of the call routing system is an improvement in computer

related and communication technology.

[0043] FIG. 2A exemplarily illustrates a system **200** comprising the carrier media platform **207**, the carrier incoming call routing server (ICRS) **208**, and the cloud ICRS **210** implemented in a distributed cloud computing environment, for routing an incoming call made to one of multiple numbers of a user, to the call receiving client application (CRCA) **205c** deployed on one or more of multiple user devices, herein referred to as “called party devices”, when one of the numbers being called is not reachable. The system **200** disclosed herein comprises the call routing system **206** in communication with a calling party device **201**, called party devices **205a** and **205b**, and their associated network components **202** and **204**. The network components comprise a first network component **202** associated with the calling party device **201** and a second network component **204** associated with the called party devices **205a** and **205b**. As used herein, the terms “first network component” and “second network component” refer, for example, to a mobile switching center (MSC), a base station subsystem (BSS), a radio access network (RAN), a telephone exchange, a telephone switch, etc., serving the calling party device **201** and the called party devices **205a** and **205b** respectively. The first network component **202** is, for example, an originating switch or an originating MSC associated with the calling party device **201**. The second network component **204** is, for example, a terminating switch or a terminating MSC associated with the called party devices **205a** and **205b**. The second network component **204** is either the same as the first network component **202** or one of multiple network components excluding the first network component **202**.

[0044] The call routing system **206** is accessible to the calling party device **201** and the called party devices **205a** and **205b**, for example, through a broad spectrum of technologies and devices such as personal computers with access to the internet, internet enabled cellular phones, tablet computing devices, etc. The first network component **202** is connected to the second network component **204** via a telecommunications network **203**. In an embodiment, the call routing system **206** is implemented as a system of multiple servers, for example, the carrier media platform **207**, the voicemail/misssed call

alert (MCA) server **209**, the carrier incoming call routing server (ICRS) **208**, and the cloud ICRS **210**, that routes an incoming call made to one of multiple numbers of a user, to the call receiving client application (CRCA) **205c** deployed on one or more called party devices **205a** and **205b** when one of the numbers is not reachable. The carrier media platform **207**, the carrier ICRS **208**, and the voicemail/MCA server **209** are part of the carrier's data center. The carrier media platform **207**, in communication with the voicemail/MCA server **209**, implements call completion. The voicemail/MCA server **209** transmits a voicemail message or missed call notifications to the calling party device **201** via the telecommunications network **203**. The carrier media platform **207** communicates with the CRCA **205c** on the called party devices **205a** and **205b** over a public data network **212**. The carrier media platform **207** routes the incoming call via the public data network **212** to the called party device, for example, **205a** or **205b** on which the CRCA **205c** is deployed. The carrier media platform **207** communicates with the mobile switching center (MSC) or a mobile soft switch (MSS) in the carrier over a protocol supported by the carrier. When the carrier media platform **207** directly connects with the CRCA **205c** on the called party device **205a** or **205b** over the public data network **212**, the carrier media platform **207** communicates with the CRCA **205c** to bridge the incoming call received from the carrier with a voice over internet protocol (VoIP) call with the CRCA **205c**.

[0045] Consider an example where calling party A using the calling party device **201** attempts to call the called party device **205b** of called party B. The first network component **202**, for example, the originating mobile switching center (MSC) associated with the calling party device **201** receives the call attempt to contact called party B from the calling party device **201**. The first network component **202** routes the received call attempt to the second network component **204**, for example, the terminating MSC, associated with called party B for establishing a communications link between the calling party device **201** and the called party device **205b** over the telecommunications network **203**. The second network component **204** routes the call to the called party device **205b**, which results in an unanswered or incomplete call attempt, for example, due to the called party device **205b** being in an out of coverage area, or due to the called party device **205b**

being switched off, or due to access to the telecommunications network **203** being disabled on the called party device **205b**, etc. The second network component **204** then redirects the unanswered call attempt to a fixed C number and routes the unanswered call attempt to the carrier media platform **207**. The carrier media platform **207** queries the carrier incoming call routing server (ICRS) **208** to determine whether the call receiving client application (CRCA) **205c** deployed on the called party device **205a** or **205b** associated with the called party number has data connectivity or a connection to the public data network **212**, and whether the user has logged into the CRCA **205c** on the called party device **205a** or **205b**. The carrier ICRS **208** receives the query from the carrier media platform **207** about the number for an incoming call. The response to the query is, for example, “available with an address” or “not available”. If the response from the carrier ICRS **208** is “available”, the carrier media platform **207** routes the incoming call to the same user device, that is, the called party device **205b** associated with the number, or a different user device, that is, the called party device **205a** associated with the number. In this example, the carrier media platform **207**, in communication with the carrier ICRS **208**, determines that the called party device **205a** has a connection to the public data network **212** and that the user has logged into the CRCA **205c** on the called party device **205a**. The carrier media platform **207** then routes the incoming call to the CRCA **205c** on the called party device **205a**. If the response from the carrier ICRS **208** is “not available”, the carrier media platform **207** routes the incoming call to the voicemail/MCA server **209**.

[0046] In an embodiment, the call routing system **206** is implemented in a distributed manner with the carrier incoming call routing server (ICRS) **208** deployed inside the carrier’s data center and the cloud ICRS **210** deployed outside the carrier’s data center in the distributed cloud computing environment, for routing the incoming call made to one of multiple numbers of the user, to the call receiving client application (CRCA) **205c** deployed on one or more called party devices **205a** and **205b** when one of the numbers is not reachable. The cloud ICRS **210** is deployed on a cloud service platform, for example, AWS[®] of Amazon Technologies, Inc., or the Google[®] Cloud platform of Google Inc. In an embodiment, there is a single, central cloud ICRS **210** that communicates with one or

more carrier ICRSs **208** deployed in each carrier, where the call routing functionality of the method disclosed herein is deployed inside the carrier's data center. The call routing system **206** is implemented in a distributed manner with the cloud ICRS **210**, one or more carrier ICRSs **208**, and one or more carrier media platforms **207**. The cloud ICRS **210** communicates with the carrier ICRS **208** over a secure data network **211**. The cloud ICRS **210** also communicates with the CRCA **205c** over data, that is, over the public data network **212**.

[0047] The cloud incoming call routing server (ICRS) **210** acts as a relay or a proxy between the call receiving client application (CRCA) **205c** and the carrier ICRS **208**. The cloud ICRS **210** implements the following functions comprising, for example, setting up the user account, maintaining a central database of all the users of the incoming call routing service, validating one or more numbers of the user, and sending a validation code request to the carrier ICRS **208**, which in turn sends a short message service (SMS) message or performs outbound dialing (OBD) to the number being validated. Sending the validation code request comprises sending a validation code through an SMS message or sending the validation code by OBD. The cloud ICRS **210** further sets the primary number for the user account, adds the additional numbers, links and delinks the numbers to and from the user account, executes login and logout of the CRCA **205c** deployed on one or more called party devices **205a** and **205b**, registers the CRCA **205c**, deregisters the CRCA **205c**, updates a registration status in the database, and notifies the carrier ICRS **208** to which the number is associated. The cloud ICRS **210** further detects the availability and unavailability of the CRCA **205c** and notifies the carrier ICRS **208**. The cloud ICRS **210** also responds to queries from the carrier ICRS **208**. The carrier ICRS **208** executes and sends the validation code requests received from the cloud ICRS **210** to the CRCA **205c**, by sending the short message service (SMS) message or performing outbound dialing (OBD) to the number being validated. The carrier ICRS **208** receives registration and deregistration information of the CRCA **205c** and stores the received information in a local database.

[0048] FIG. 2B exemplarily illustrates an embodiment of the system 200 shown in FIG. 2A, further comprising the cloud media platform 213 implemented in a distributed cloud computing environment, for routing an incoming call made to one of multiple numbers of a user, to the call receiving client application (CRCA) 205c deployed on one or more user devices, for example, called party devices 205a and 205b when one of the numbers being called is not reachable. In this embodiment, the call routing system 206 optionally uses the cloud media platform 213 when there are restrictions between the carrier's data center and the called party devices 205a and 205b outside the data center. The system 200 disclosed herein comprises the call routing system 206 in communication with the calling party device 201, the called party devices 205a and 205b, and their associated network components 202 and 204 that communicate with each other via the telecommunications network 203, as disclosed in the detailed description of FIG. 2A. The call routing system 206 comprises the carrier media platform 207, the carrier incoming call routing server (ICRS) 208, and an alerting server, for example, the voicemail/missed call alert (MCA) server 209. Furthermore, the call routing system 206 is implemented in a distributed manner comprising the cloud ICRS 210 as disclosed in the detailed description of FIG. 2A. The cloud ICRS 210 communicates with the CRCA 205c over the public data network 212. When the carrier media platform 207 is deployed in the data center of a carrier that places restrictions on data communication between servers deployed inside the carrier's data center and services and devices outside the data center, the call routing system 206 further comprises the cloud media platform 213 deployed on a cloud service platform, for example, AWS[®] of Amazon Technologies, Inc., or the Google[®] Cloud platform of Google Inc. In this embodiment, the carrier media platform 207 is deployed inside the carrier's data center and the cloud media platform 213 is deployed outside the carrier's data center in the distributed cloud computing environment for routing the incoming call made to one of multiple numbers of the user, to the CRCA 205c deployed on one or more called party devices 205a and 205b when one of the numbers is not reachable. In an embodiment, there is a single, central cloud media platform 213 that communicates with one or more carrier media platforms 207 deployed in each carrier where the call routing functionality of the method disclosed herein is deployed inside the carrier's data center.

[0049] The cloud media platform **213** performs all the functions of the carrier media platform **207** disclosed in the detailed description of FIG. **2A**. When the carrier media platform **207** cannot directly communicate with the call receiving client application (CRCA) **205c** over the public data network **212**, the carrier media platform **207** uses the cloud media platform **213** as a relay to communicate with the CRCA **205c** deployed on one or more called party devices **205a** and **205b**. The communication between the carrier media platform **207** and the cloud media platform **213** is over the secure data network **211**, whereas the communication between the cloud media platform **213** and the CRCA **205c** is over the public data network **212**. Each carrier media platform **207** communicates directly with the CRCA **205c** where a security policy of the carrier allows the direct communication, or communicates with the CRCA **205c** over the public data network **212** using the cloud media platform **213** as a relay where the carrier's security policy does not permit direct communication with the CRCA **205c**.

[0050] FIG. **2C** exemplarily illustrates an embodiment of the system **200** comprising the carrier media platform **207**, a voicemail/missed call alert (MCA) server **214** with incoming call routing functionality, and the cloud incoming call routing server (ICRS) **210** implemented in a distributed cloud computing environment, for routing an incoming call made to one of multiple numbers of a user, to the call receiving client application (CRCA) **205c** deployed on one or more user devices, for example, called party devices **205a** and **205b** when one of the numbers being called is not reachable. The system **200** disclosed herein comprises the call routing system **206** in communication with the calling party device **201**, the called party devices **205a** and **205b**, and their associated network components **202** and **204** that communicate with each other via the telecommunications network **203**, as disclosed in the detailed description of FIG. **2A**. The call routing system **206** comprises the carrier media platform **207** and an alerting server, for example, the voicemail/MCA server **214**. In this embodiment, the voicemail/MCA server **214** performs the functions of the voicemail/MCA server **209** disclosed in the detailed description of FIG. **2A**, and incorporates the functionality of the carrier ICRS **208** exemplarily illustrated in FIG. **2A** and as disclosed in the detailed description of FIG. **2A**.

[0051] In this embodiment, the voicemail/missed call alert (MCA) server **214** with the incoming call routing functionality communicates with the cloud incoming call routing server (ICRS) **210** through the secure data network **211**. The cloud ICRS **210** communicates with the call receiving client application (CRCA) **205c** on the called party devices **205a** and **205b** over the public data network **212**. The carrier media platform **207** also communicates with the CRCA **205c** on the called party devices **205a** and **205b** over the public data network **212**. The carrier media platform **207** routes the incoming call to CRCA **205c** on the called party device **205a** or **205b** via the public data network **212** based on a response received from the carrier ICRS **208**. The carrier media platform **207** queries the carrier ICRS **208** to check whether the called party number is “available” to receive the incoming call on the CRCA **205c** that is currently registered. If the CRCA **205c** is registered, then the carrier media platform **207** communicates with the CRCA **205c** directly over the public data network **212**. If the CRCA **205c** does not answer the incoming call, the carrier media platform **207** redirects the call to the voicemail/MCA server **214**. Further, if the response to the query from the carrier ICRS **208** indicates that the CRCA **205c** is not registered, then the carrier media platform **207** routes the call to the voicemail/MCA server **214**.

[0052] FIG. 2D exemplarily illustrates an embodiment of the system **200** shown in FIG. 2C, further comprising the cloud media platform **213** implemented in a distributed cloud computing environment, for routing an incoming call made to one of multiple numbers of a user, to the call receiving client application (CRCA) **205c** deployed on one or more user devices, for example, called party devices **205a** and **205b** when one of the numbers being called is not reachable. In this embodiment, the call routing system **206** optionally uses the cloud media platform **213** when there are restrictions between the carrier’s data center and user devices outside the data center. The system **200** disclosed herein comprises the call routing system **206** in communication with the calling party device **201**, the called party devices **205a** and **205b**, and their associated network components **202** and **204** that communicate with each other via the telecommunications network **203**, as disclosed in the detailed description of FIG. 2A. In this embodiment, the

call routing system **206** comprises the carrier media platform **207**, the cloud incoming call routing server (ICRS) **210**, and an alerting server, for example, the voicemail/missed call alert (MCA) server **214** with incoming call routing functionality. The voicemail/MCA server **214** with incoming call routing functionality communicates with the cloud ICRS **210** through the secure data network **211**. The cloud ICRS **210** communicates with the CRCA **205c** on the called party devices **205a** and **205b** over the public data network **212**. The carrier media platform **207** communicates with the cloud media platform **213** through the secure data network **211**. In this embodiment, the cloud media platform **213** routes the incoming call to the called party device **205a** or **205b** via the public data network **212**. If the CRCA **205c** is registered, then the carrier media platform **207** communicates with the CRCA **205c** using the cloud media platform **213** as a relay. If the CRCA **205c** does not answer the incoming call, the cloud media platform **213** redirects the call to the voicemail/MCA server **214** via the carrier media platform **207**. Further, if the response from the carrier ICRS **208** to the query from the carrier media platform **207** indicates that the CRCA **205c** is not registered, then the cloud media platform **213** routes the call to the voicemail/MCA server **214** via the carrier media platform **207**. In this embodiment, the carrier media platform **207** cannot communicate with the called party device **205a** or **205b** over the public data network **212**. Therefore, the carrier media platform **207** only communicates with the cloud media platform **213** over the secure data network **211**, with the cloud media platform **213** communicating with the CRCA **205c** on the called party device **205a** or **205b** over the public data network **212**.

[0053] A generic device using a generic program cannot interface instantaneously with the call receiving client application (CRCA) **205c** deployed on one or more called party devices **205a** and **205b** for routing an incoming call made to one of multiple numbers of a user, to the CRCA **205c** deployed on one or more called party devices **205a** and **205b** when one of the numbers is not reachable. In the system **200** disclosed herein as exemplarily illustrated in FIGS. **2A-2D**, the call routing system **206** comprising the carrier media platform **207**, the carrier incoming call routing server (ICRS) **208**, the cloud ICRS **210**, the voicemail/MCA server **209**, and in different embodiments, the cloud

media platform **213** and the voicemail/MCA server **214**, interfaces with the CRCA **205c** deployed on one or more called party devices **205a** and **205b** for routing an incoming call made to one of multiple numbers of a user, to the CRCA **205c** deployed on one or more called party devices **205a** and **205b** when one of the numbers is not reachable, and therefore uses more than one specifically programmed computing system.

[0054] As exemplarily illustrated in FIGS. **2A-2D**, the call routing system **206** disclosed herein provides an improvement in communication technology by implementing a distributed and hybrid architecture that offers a seamless incoming call routing service to users subscribed to multiple carriers in multiple different countries that support different technology and protocols for signaling and communication of audio, and to users with user devices, for example, called party devices **205a** and **205b** that are manufactured by different vendors and that run different operating systems. The call routing system **206** utilizes different codecs for transmission of audio and uses optimum codecs, with transcoding as needed, to provide an improvement in the audio quality on the incoming call based on the bandwidth available to the user devices. The distributed and hybrid architecture of the call routing system **206** operates with carriers with different security policies that permit or restrict access between servers inside the carrier's data center and the user devices connected over the public data network **212**.

[0055] FIG. **3A** exemplarily illustrates communication between the carrier incoming call routing server (ICRS) **208**, the cloud ICRS **210**, the carrier media platform **207**, and a called party device **205a** for routing an incoming call made to one of multiple numbers of a user, to the call receiving client application (CRCA) **205c** deployed on the called party device **205a** when one of the numbers being called is not reachable. In an embodiment exemplarily illustrated in FIG. **3A**, the modules of the CRCA **205c** of the called party device **205a** communicate with the carrier media platform **207** and the cloud ICRS **210**. The CRCA **205c** for receiving incoming calls and missed calls is installed on the called party device **205a**. The CRCA **205c** comprises a graphical user interface (GUI) **205d**, a sign up module **205e**, a number validation module **205f**, a login module **205g**, a logout module **205h**, a primary number setting module **205i**, an additional number linking

module **205j**, and a secondary number delinking module **205k**. The GUI **205d** allows the user to interact with the called party device **205a** and provide input to the CRCA **205c** on the called party device **205a**. The sign up module **205e** allows the user of the called party device **205a** to sign up the CRCA **205c** with the cloud ICRS **210** by setting up a user account on receiving the numbers owned by the user. The number validation module **205f** communicates with the carrier ICRS **208** and the cloud ICRS **210** to allow the cloud ICRS **210** to validate the numbers of the called party device **205a** through one or more authentication mechanisms as disclosed in the detailed description of FIG. 1. The login module **205g** and the logout module **205h** allow the user to login to the CRCA **205c** and logout from the CRCA **205c** respectively. The primary number setting module **205i** sets a primary number for the user account. The additional number linking module **205j** links additional numbers owned by the user to the same user account. The secondary number delinking module **205k** delinks each of the linked additional numbers from the user account.

[0056] The cloud incoming call routing server (ICRS) **210** communicates with the call receiving client application (CRCA) **205c** on the called party device **205a** over the public data network **212** as exemplarily illustrated in FIG. 2A. The CRCA **205c** communicates with the cloud ICRS **210** to indicate the following actions, for example, validation, sign up, login, logout, register, and deregister using the modules **205f**, **205e**, **205g**, **205h**, **205i**, **205j**, and **205k** of the CRCA **205c** disclosed above. The cloud ICRS **210** receives sign up, validation, login, logout, register, and deregister commands from the CRCA **205c** via the public data network **212**. The carrier media platform **207** communicates with the CRCA **205c** using one of multiple voice over internet protocols (VoIPs). In an embodiment, the carrier media platform **207** communicates with CRCA **205c** using inter-asterisk eXchange version 2 (IAX2) protocol for both signaling and media. In another embodiment, the carrier media platform **207** communicates with the CRCA **205c** using a session initiation protocol (SIP) for signaling and a real-time transport protocol (RTP) in conjunction with a real-time transport control protocol (RTCP) for media. To use the SIP in networks where there are barriers between the carrier media platform **207** and the CRCA **205c** due to network address translators (NATs) or firewalls, the carrier media

platform **207** and the CRCA **205c** employ the interactive connectivity establishment (ICE) protocol. The ICE protocol in turn uses protocols comprising, for example, session transversal utilities for NAT (STUN) and traversal using relays around NAT (TURN).

[0057] The cloud incoming call routing server (ICRS) **210** communicates with the carrier ICRS **208** over the secure data network **211** as exemplarily illustrated in FIG. **2A**. The carrier ICRS **208** further communicates with the carrier media platform **207**. The cloud ICRS **210** relays queries and validation, register, and deregister commands to the carrier ICRS **208**. Given the heterogeneous nature of different telecom carriers' networks, the carrier media platform **207** and the carrier ICRS **208** communicate with the carrier's mobile switching center (MSC) or a mobile soft switch (MSS) using one of multiple protocols. In an embodiment, the carrier media platform **207** uses session initiation protocol (SIP) for signaling and real-time transport protocol (RTP) in conjunction with real-time transport control protocol (RTCP) for media to communicate with the MSC. In another embodiment, the carrier media platform **207** communicates with the MSC using an integrated services digital network (ISDN) user part (ISUP) over a signaling system no. 7 (SS7) for signaling and time division multiplexing (TDM) channels or synchronous digital hierarchy (SDH) channels, for example, synchronous transport module level-1 (STM-1) for media. The TDM channels comprise, for example, T-carrier channels such as T1, T3, etc., E-carrier channels such as E1, E2, etc. In another embodiment, the carrier media platform **207** communicates with the MSC using the ISUP over SIGTRAN in place of the ISUP over SS7 for signaling, with protocols, for example, E1, T1, and STM-1 for media. "SIGTRAN" derived from signaling transport is a telephony protocol used to transport SS7 signals over the internet. SIGTRAN defines specifications for protocols that provide a reliable datagram service and user layer adaptations for SS7 and ISDN communication protocols.

[0058] In an embodiment, the carrier media platform **207** comprises a data network detection module **207a**, a codec module **207b**, a voice over internet protocol (VoIP) data exchange module **207c**, an incoming call registration module **207d**, an incoming call notification module **207e**, a device ringing module **207f**, a call rejection module **207g**, a

call connect module **207h**, and a call termination module **207i**. The data network detection module **207a** detects the availability of the public data network **212** for communicating with the call receiving client application (CRCA) **205c** of the called party device **205a** exemplarily illustrated in FIG. **2A**, to route the incoming call. The codec module **207b** compresses and decompresses digital audio data in accordance with a predefined audio file streaming coding format. The codec module **207b** selects an optimum codec for communicating with the CRCA **205c** on the called party device **205a** based on available bandwidth between the carrier media platform **207** and the CRCA **205c**. The codec module **207b** also implements transcoding for converting a codec used for communication between a network component, for example, the carrier's mobile switching center (MSC) or the mobile soft switch (MSS) and the carrier media platform **207** to the optimum codec used for communication between the carrier media platform **207** and the CRCA **205c**.

[0059] The carrier media platform **207** supports multiple codecs comprising, for example, G.711a, G.711u, G.729, SILK[®] of Skype Corporation, and the Opus open standard codec, for communicating with the carrier's mobile switching center (MSC) or the mobile soft switch (MSS). During a session establishment phase, also referred as a call connection phase, the codec module **207b** of the carrier media platform **207** negotiates the codec to be used for an incoming call based on a common set of codecs supported by the carrier media platform **207** and the MSC/MSS. The codec module **207b** uses the most optimal codec that provides the audio quality required for the call. Similarly, the carrier media platform **207** supports multiple codecs comprising, for example, G.711a, G.711u, G.729, SILK[®], and Opus, for communicating with the call receiving client application (CRCA) **205c**. During the session establishment phase, the codec module **207b** negotiates the codec to be used for an incoming call based on the common set of codecs supported by the carrier media platform **207** and the CRCA **205c**. The codec module **207b** uses the codec that uses data bandwidth less than or equal to the available bandwidth while providing an improvement in the audio quality for the call. In an embodiment, the codec module **207b** uses a different codec for communication between the carrier media platform **207** and the CRCA **205c** from the codec used

between the carrier media platform **207** and the MSC/MSS. In this embodiment, the codec module **207b** implements transcoding between the two codecs used for communicating with the MSC/MSS and with the CRCA **205c**.

[0060] The voice over internet protocol (VoIP) data exchange module **207c** exchanges data over VoIP between the carrier media platform **207** and the call receiving client application (CRCA) **205c** on the called party device **205a**. The incoming call registration module **207d** receives the incoming call made to one of the numbers, when that number is not reachable. The incoming call registration module **207d** receives the incoming call made to one of the numbers forwarded by the carrier via a routing number, when that number is not reachable, and determines whether one of the numbers is linked to the user account set up by the cloud incoming call routing server (ICRS) **210** to route the incoming call to the CRCA **205c** on the calling party device **205a** over the public data network **212**. The incoming call notification module **207e** transmits a notification of the incoming call to the CRCA **205c** on the called party device **205a**. The device ringing module **207f** monitors the progress of the incoming call to receive an indication of the call successfully reaching the CRCA **205c**, for example, a ringtone of the called party device **205a** that indicates that the called party device **205a** is ringing, etc. The call rejection module **207g** detects rejection of the incoming call by the user of the called party device **205a**. The call connect module **207h** detects connection of the incoming call to the called party device **205a** when the user accepts the incoming call. The call termination module **207i** terminates the incoming call if the incoming call is not answered for a preconfigured period of time.

[0061] FIG. **3B** exemplarily illustrates an embodiment showing communication between the carrier incoming call routing server (ICRS) **208**, the cloud ICRS **210**, the carrier media platform **207**, the cloud media platform **213**, and a called party device **205a** for routing an incoming call made to one of multiple numbers of a user, to the call receiving client application (CRCA) **205c** deployed on the called party device **205a** when one of the numbers being called is not reachable. The cloud ICRS **210** communicates with the CRCA **205c** on the called party device **205a** over the public data network **212**

exemplarily illustrated in FIG. 2A and as disclosed in the detailed description of FIG. 3A. The cloud ICRS 210 further communicates with the carrier ICRS 208 over the secure data network 211 exemplarily illustrated in FIG. 2A and as disclosed in the detailed description of FIG. 3A. The carrier ICRS 208 communicates with the carrier media platform 207. In this embodiment, the carrier media platform 207 communicates with the cloud media platform 213 over the secure data network 211. The carrier media platform 207 communicates with the cloud media platform 213 that functions as a relay and communicates with the CRCA 205c on the called party device 205a when the carrier media platform 207 cannot communicate directly with the CRCA 205c. In this embodiment, the cloud media platform 213 comprises a data network detection module 213a, a codec module 213b, a voice over internet protocol (VoIP) data exchange module 213c, an incoming call registration module 213d, an incoming call notification module 213e, a device ringing module 213f, a call rejection module 213g, a call connect module 213h, and a call termination module 213i. The functions of the modules 213a, 213b, 213c, 213d, 213e, 213f, 213g, 213h, and 213i of the cloud media platform 213 is similar to the functions of the modules 207a, 207b, 207c, 207d, 207e, 207f, 207g, 207h, and 207i of the carrier media platform 207 respectively, disclosed in the detailed description of FIG. 3A. The CRCA 205c comprising the graphical user interface (GUI) 205d, the sign up module 205e, the number validation module 205f, the login module 205g, the logout module 205h, the primary number setting module 205i, the additional number linking module 205j, and the secondary number delinking module 205k disclosed in the detailed description of FIG. 3A, communicates with the cloud media platform 213 and the cloud ICRS 210 via the public data network 212.

[0062] In this embodiment where the carrier places restrictions on data communication between servers deployed inside the carrier's data center and services and devices outside the data center, the carrier media platform 207 and the cloud media platform 213 communicate with the CRCA 205c using one of multiple voice over internet protocols (VoIPs). In an embodiment, the carrier media platform 207 and the cloud media platform 213 communicate with the CRCA 205c using an inter-asterisk eXchange Version 2 (IAX2) protocol for both signaling and media. In another embodiment, the carrier media

platform **207** and the cloud media platform **213** communicate with the CRCA **205c** using a session initiation protocol (SIP) for signaling and a real-time transport protocol (RTP) in conjunction with a real-time transport control protocol (RTCP) for media. To use the SIP in networks where there are barriers between the cloud media platform **213** and the CRCA **205c** due to network address translators (NATs) or firewalls, the cloud media platform **213** and the CRCA **205c** employ the interactive connectivity establishment (ICE) protocol disclosed in the detailed description of FIG. **3A**.

[0063] FIG. **4A** exemplarily illustrates modules of the cloud incoming call routing server (ICRS) **210** used for routing an incoming call made to one of multiple numbers of a user, to the call receiving client application (CRCA) **205c** deployed on one or more user devices, for example, the called party devices **205a** and **205b** exemplarily illustrated in FIGS. **2A-2B**, when one of the numbers being called is not reachable. In an embodiment, the cloud ICRS **210** comprises a user sign up processing module **210a**, a validation module **210b**, a login processing module **210d**, a logout processing module **210e**, a primary number setting module **210f**, an additional number linking module **210g**, a number delinking module **210h**, a query processing module **210i**, a client registration module **210j**, a client application availability detection module **210k**, and a cloud ICRS database **210n**. The user sign up processing module **210a** sets up a user account for the user using one or more of multiple numbers of the user in communication with the CRCA **205c** deployed on one or more user devices. The user sign up processing module **210a** sets a password for logging into the CRCA **205c** deployed on one or more user devices with one or more numbers of the user. The user sign up processing module **210a** receives a request from user to sign up with the cloud ICRS **210** from one of the user devices and processes the request.

[0064] The validation module **210b** comprises a number validation module **210c** for validating one or more numbers received from the user, through one or more of the authentication mechanisms disclosed in the detailed description of FIG. **1**. The validation module **210b** in the cloud incoming call routing server (ICRS) **210**, in communication with a validation module **208a** in the carrier ICRS **208** exemplarily illustrated in FIG. **4B**,

validates the numbers of the user through one or more of multiple authentication mechanisms. The number validation module **210c** in the cloud ICRS **210** transmits a validation code request to the validation module **208a** of the carrier ICRS **208** over the secure data network **211** exemplarily illustrated in FIGS. **2A-2B**. In an embodiment, the validation module **208a** of the carrier ICRS **208** comprises a validation code communication module **208b** for transmitting a validation code to each of the numbers of the user to be validated by the validation module **210b** of the cloud ICRS **210**, for example, via a short message service (SMS) message or an outbound dialing call initiated by the validation code communication module **208b**. The number validation module **210c** in the cloud ICRS **210** receives an input code captured by the call receiving client application (CRCA) **205c** from one of the user devices and the validation code from the validation code communication module **208b** in the carrier ICRS **208**, and matches the received input code with the validation code transmitted by the validation code communication module **208b** of the carrier ICRS **208**. In another embodiment, the validation code communication module **208b** in the carrier ICRS **208** sends a message to each of the numbers of the user to be validated, and the number validation module **210c** in the cloud ICRS **210** receives a confirmation from the CRCA **205c** that the sent message is received on one of the user devices indicating that one of the user devices contains a subscriber identity module with one of the numbers of the user to be validated. In another embodiment, the number validation module **210c** in the cloud ICRS **210** receives a message sent from the CRCA **205c** on one of the user devices to a predetermined number and matches a source number of the message with one of the numbers of the user to be validated. In another embodiment, the number validation module **210c** in the cloud ICRS **210** receives a missed call placed by the CRCA **205c** on one of the user devices to a predefined number and matches a source number of the missed call with one of the numbers of the user to be validated.

[0065] The login processing module **210d** and the logout processing module **210e** process a login request and a logout request respectively, from one of the user devices. The login processing module **210d** communicates with the login module **205g** of the call receiving client application (CRCA) **205c** exemplarily illustrated in FIG. **3A**, to process a

login request of the user to login to the CRCA **205c** on the called party device **205a** exemplarily illustrated in FIG. **3A**, and register the CRCA **205c**. The logout processing module **210e** communicates with the logout module **205h** of the CRCA **205c** exemplarily illustrated in FIG. **3A**, to process a logout request of the user to logout of the CRCA **205c** on the called party device **205a** and deregister the CRCA **205c**. The primary number setting module **210f**, in communication with the primary number setting module **205i** of the CRCA **205c** exemplarily illustrated in FIGS. **3A-3B**, sets the primary number for the user account and updates the primary number with a new number before delinking the first set primary number. The additional number linking module **210g**, in communication with the additional number linking module **205j** of the CRCA **205c** exemplarily illustrated in FIGS. **3A-3B**, links additional numbers of the user to the same user account. The number delinking module **210h**, in communication with the secondary number delinking module **205k** of the CRCA **205c** exemplarily illustrated in FIGS. **3A-3B**, delinks one or more numbers of the user from the user account. The number delinking module **210h** also delinks the primary number from the user account only after assigning a new number as the primary number for the user account.

[0066] The query processing module **210i** receives, processes, and relays queries from the call receiving client application (CRCA) **205c** deployed on one or more user devices to the carrier incoming call routing server (ICRS) **208**. The query processing module **210i** also responds to queries from the carrier ICRS **208**. The client registration module **210j** communicates with the login processing module **210d** to determine login and registration of the CRCA **205c**. The client registration module **210j**, in communication with the login processing module **210d**, registers the CRCA **205c** deployed on one or more user devices. The client registration module **210j** processes the client registration request and adds user devices with the registered CRCA **205c** and the registered one or more numbers to the cloud ICRS database **210n**. The client registration module **210j** also communicates with the logout processing module **210e** to determine logout and deregistration of the CRCA **205c**. The client registration module **210j** processes the client deregistration request from the user. The client registration module **210j** removes a user device with a deregistered CRCA **205c** from the cloud ICRS database **210n**. The client registration

module **210j** updates the user devices with the registered CRCA **205c** and the associated numbers in the cloud ICRS database **210n** and invokes the user account when the user adds a new number or delinks a number from the user account.

[0067] The client application availability detection module **210k** detects availability of the call receiving client application (CRCA) **205c** on one or more user devices over the public data network **212** to accept an incoming call. In an embodiment, the client application availability detection module **210k** comprises a data network connection detection module **210l** and a client registration detection module **210m**. The data network connection detection module **210l** detects a connection of the CRCA **205c** to the public data network **212**. The client registration detection module **210m**, in communication with the client registration module **210j**, detects registration of the CRCA **205c** on one or more user devices, and deregistration of the CRCA **205c** on one or more user devices. The client registration detection module **210m** detects a user device with a deregistered CRCA **205c**. In an embodiment, the client registration module **210j** stores a registration status of the CRCA **205c** on one or more user devices in the cloud ICRS database **210n**. The registration status indicates whether the user devices have data connectivity or a connection to the public data network **212**, and whether the user has logged into the CRCA **205c** on the user devices. The client registration module **210j** also transmits the registration status of the CRCA **205c** on one or more user devices associated with a called number to the carrier ICRS **208**.

[0068] FIG. **4B** exemplarily illustrates modules of the carrier incoming call routing server (ICRS) **208** used for routing an incoming call made to one of multiple numbers of a user, to the call receiving client application (CRCA) **205c** deployed on one or more user devices when one of the numbers being called is not reachable. The carrier ICRS **208** comprises the validation module **208a**, a query processing module **208c**, a client registration module **208d**, and a carrier ICRS database **208e**. The validation module **208a** in the carrier ICRS **208** comprises the validation code communication module **208b** for sending a validation code, for example, by a short message service (SMS) or by outbound dialing (OBD) or by an interactive voice response (IVR) to the CRCA **205c** deployed on

one or more user devices to allow the number validation module **210c** in the cloud ICRS **210** exemplarily illustrated in FIG. 4A, to validate the numbers of the user. The validation code communication module **208b** also sends the validation code to the cloud ICRS **210** to allow the number validation module **210c** in the cloud ICRS **210** to match the validation code with the input code sent by the CRCA **205c** on one or more user devices to the carrier ICRS **208**. The query processing module **208c** responds to queries from the carrier media platform **207**, and if required sends the queries to the cloud ICRS **210**. The query processing module **208c** receives and processes the queries from the carrier media platform **207** on whether the CRCA **205c** is registered on one or more user devices. The client registration module **208d** in the carrier ICRS **208** receives the registration status of the CRCA **205c** on one or more user devices associated with a called number from the client registration module **210j** of the cloud ICRS **210** exemplarily illustrated in FIG. 4A, and stores the registration status in the carrier ICRS database **208e**. The client registration module **208d** in the carrier ICRS **208** also receives registration information and deregistration information from the client registration module **210j** in the cloud ICRS **210** and stores the registration information and the deregistration information in the carrier ICRS database **208e**. The query processing module **208c** queries the carrier ICRS database **208e** and sends a response, for example, “available with an address” or “not available” to the carrier media platform **207**. In addition to the registration information and the deregistration information, the carrier ICRS database **208e** stores user accounts associated with one or more user devices and one or more numbers of the user associated with each of the user accounts.

[0069] FIG. 5A exemplarily illustrates communication between the carrier incoming call routing server (ICRS) **208** and the carrier media platform **207** for routing an incoming call made to one of multiple numbers of a user, to the call receiving client application (CRCA) **205c** deployed on one or more user devices, when one of the numbers being called is not reachable. In an embodiment, the carrier media platform **207** comprises an incoming missed call processing module **207j**, a number extraction module **207k**, a query processing module **207l**, a response processing module **207m**, a call routing module **207n**, the call connect module **207h**, the codec module **207b**, the voice

over internet protocol (VoIP) data exchange module **207c**, and the call termination module **207i**. The carrier media platform **207** queries and receives responses from the carrier ICRS **208**. The incoming missed call processing module **207j** processes the incoming missed call for routing to an available CRCA **205c**. The number extraction module **207k** extracts the number of the calling party and the user's number, that is, the called party number. The query processing module **207l** queries the carrier ICRS **208** and the response processing module **207m** processes responses from the carrier ICRS **208** as disclosed in the detailed description of FIG. **2A**. The query processing module **207l** queries the carrier ICRS **208** to determine availability of the CRCA **205c** deployed on one or more user devices associated with the called party number, that is, to determine whether the CRCA **205c** deployed on one or more user devices has data connectivity or a connection to the public data network **212**, and whether the user has logged into the CRCA **205c** on one or more user devices. The response processing module **207m** receives and processes the response, for example, "available with an address" or "not available" received from the carrier ICRS **208**.

[0070] The call routing module **207n** routes the incoming call to the call receiving client application (CRCA) **205c** on one or more user devices over the public data network **212** exemplarily illustrated in FIG. **2A**, on detecting the availability of the CRCA **205c** on one or more user devices over the public data network **212**. The call routing module **207n** also routes the incoming call to the voicemail/missed call alert (MCA) server **209** exemplarily illustrated in FIG. **2A**, if the incoming call is unanswered for a predetermined period of time by any of the user devices. The call routing module **207n** also routes the received incoming call to the voicemail/MCA server **209** if the incoming call is not accepted for a preconfigured period of time from any of one or more user devices. The call routing module **207n** also routes the received incoming call to the voicemail/MCA server **209** on detecting an unavailability of the CRCA **205c** on each of the user devices. The response processing module **207m** processes the response from the CRCA **205c**. The call connect module **207h**, the codec module **207b**, the voice over internet protocol (VoIP) data exchange module **207c**, and the call termination module **207i** performs the functions disclosed in the detailed description of FIG. **3A**.

[0071] FIG. 5B exemplarily illustrates communication between the carrier incoming call routing server (ICRS) 208, the carrier media platform 207, and the cloud media platform 213 for routing an incoming call made to one of multiple numbers of a user, to the call receiving client application (CRCA) 205c deployed on one or more of multiple user devices when one of the numbers being called is not reachable. The carrier media platform 207 queries the carrier ICRS 208 regarding registration of the CRCA 205c deployed on one or more user devices and receives and processes responses from the carrier ICRS 208 as disclosed in the detailed description of FIG. 5A. The carrier media platform 207 communicates with the cloud media platform 213 via the secure data network 211 as exemplarily illustrated in FIG. 2B. In an embodiment, the cloud media platform 213 comprises an incoming missed call processing module 213j, a number extraction module 213k, a query processing module 213l, a response processing module 213m, a call routing module 213n, the call connect module 213h, the codec module 213b, the voice over internet protocol (VoIP) data exchange module 213c, and the call termination module 213i. The functions of the modules 213j, 213k, 213l, 213m, 213n, 213h, 213b, 213c, and 213i of the cloud media platform 213 is similar to the functions of the modules 207j, 207k, 207l, 207m, 207n, 207h, 207b, 207c, and 207i of the carrier media platform 207 respectively, as disclosed in the detailed description of FIG. 5A. When the modules 207j, 207k, 207l, 207m, 207n, 207h, 207b, 207c, and 207i of the carrier media platform 207 cannot directly communicate with the CRCA 205c over a public data network 212 exemplarily illustrated in FIG. 2B, the carrier media platform 207 uses the modules 213j, 213k, 213l, 213m, 213n, 213h, 213b, 213c, and 213i of the cloud media platform 213 as a relay to communicate with the CRCA 205c. Based on the response received from the carrier ICRS 208, the call routing module 213n of the cloud media platform 213 routes the incoming call to the CRCA 205c deployed on one or more user devices over the public data network 212, when the incoming call is made to one of the numbers associated with a carrier that does not permit direct data communication between servers in the public data network 212 of the carrier and the user devices.

[0072] FIGS. **6A-6B** exemplarily illustrates an architectural diagram of the system **200** for routing an incoming call made to one of multiple numbers of a user, to the call receiving client application (CRCA) **205c** deployed on one or more of multiple user devices, for example, a user device **255**, when one of the numbers being called is not reachable. The system **200** disclosed herein comprises the call routing system **206** in communication with the CRCA **205c** on the user device **255** via a public data network **212**, for example, a short range network or a long range network. The user device **255** is an electronic device, for example, one of a personal computer, a tablet computing device, a mobile computer, a mobile phone, a smartphone, a portable computing device, a personal digital assistant, a laptop, a wearable computing device such as the Google Glass[®] of Google Inc., the Apple Watch[®] of Apple Inc., etc., a touch centric device, a client device, a portable electronic device, a network enabled computing device, an interactive network enabled communication device, a gaming device, an image capture device, any other suitable computing equipment, combinations of multiple pieces of computing equipment, etc. In an embodiment, the user device **255** is a hybrid computing device that combines the functionality of multiple devices. Examples of a hybrid computing device comprise a cellular telephone that includes a media player functionality, a gaming device that includes a wireless communications capability, a cellular telephone that includes game and multimedia functions, and a portable device that receives electronic mail (email), supports mobile telephone calls, has a media player functionality, and supports web browsing. In an embodiment, computing equipment is used to implement applications such as media playback applications, for example, a web browser, an electronic mail (email) application, a calendar application, etc.

[0073] The user device **255** and other user devices owned by the user and deploying the call receiving client application (CRCA) **205c** run a single operating system or different operating systems. The user device **255** and other user devices are manufactured by a single vendor or different vendors. In an embodiment, the call routing system **206** comprises the carrier media platform **207**, the carrier incoming call routing server (ICRS) **208**, the cloud ICRS **210**, the alerting server, for example, the voicemail/missed call alert (MCA) server **209**, and in an embodiment, the cloud media platform **213** as disclosed in

the detailed description of FIGS. **2A-2B**. In another embodiment, the carrier ICRS **208** and the voicemail/MCA server **209** are combined into a single voicemail/MCA server **214** with incoming call routing functionality as disclosed in the detailed description of FIGS. **2C-2D**.

[0074] The user device **255**, the carrier incoming call routing server (ICRS) **208**, the cloud ICRS **210**, the carrier media platform **207**, the cloud media platform **213**, and the voicemail/missed call alert (MCA) server **209** are computer systems that are programmable using high level computer programming languages. In an embodiment, the call receiving client application (CRCA) **205c** is implemented on the user device **255** using programmed and purposeful hardware. As exemplarily illustrated in FIGS. **6A-6B**, the user device **255**, the carrier ICRS **208**, the cloud ICRS **210**, the carrier media platform **207**, the cloud media platform **213**, and the voicemail/MCA server **209** comprise non-transitory computer readable storage media, for example, memory units **250**, **230**, **236**, **216**, **242**, and **223** respectively, for storing program instructions, applications, and data. As used herein, “non-transitory computer readable storage media” refer to all computer readable media, for example, non-volatile media, volatile media, and transmission media, except for a transitory, propagating signal. Non-volatile media comprise, for example, solid state drives, optical discs or magnetic disks, and other persistent memory volatile media including a dynamic random access memory (DRAM), which typically constitute a main memory. Volatile media comprise, for example, a register memory, a processor cache, a random access memory (RAM), etc. Transmission media comprise, for example, coaxial cables, copper wire, fiber optic cables, modems, etc., including wires that constitute a system bus coupled to a processor, for example, **248**, or **229**, or **235**, or **215**, or **241**, or **222**.

[0075] The call receiving client application (CRCA) **205c** and a client database **251** are installed and stored in the memory unit **250** of the user device **255**. The memory unit **250** of the user device **255** stores computer program instructions defined by modules, for example, **205e**, **205f**, **205g**, **205h**, **205i**, **205j**, **205k**, etc., of the CRCA **205c** exemplarily illustrated in FIG. **3A**. Similarly, the memory unit **230** of the carrier incoming call routing

server (ICRS) **208** stores computer program instructions defined by carrier ICRS modules **231**, for example, **208a**, **208b**, **208c**, **208d**, etc., of the carrier ICRS **208** exemplarily illustrated in FIG. **4B**; the memory unit **236** of the cloud ICRS **210** stores computer program instructions defined by cloud ICRS modules **237**, for example, **210a**, **210b**, **210c**, **210d**, **210e**, **210f**, **210g**, **210h**, **210i**, **210j**, **210k**, **210l**, **210m**, etc., of the cloud ICRS **210** exemplarily illustrated in FIG. **4A**; the memory unit **216** of the carrier media platform **207** stores computer program instructions defined by carrier media platform (MP) modules **217**, for example, **207a**, **207b**, **207c**, **207d**, **207e**, **207f**, **207g**, **207h**, **207i**, **207j**, **207k**, **207l**, **207m**, **207n**, etc., of the carrier media platform **207** exemplarily illustrated in FIG. **3A** and FIG. **5A**; the memory unit **242** of the cloud media platform **213** stores computer program instructions defined by cloud media platform (MP) modules **243**, for example, **213a**, **213b**, **213c**, **213d**, **213e**, **213f**, **213g**, **213h**, **213i**, **213j**, **213k**, **213l**, **213m**, **213n**, etc., of the cloud media platform **213** exemplarily illustrated in FIG. **3B** and FIG. **5B**; and the memory unit **223** of the voicemail/missed call alert (MCA) server **209** stores computer program instructions defined by a missed call alert notification module **224** of the voicemail/MCA server **209**. The memory units **250**, **230**, **236**, **216**, **242**, and **223** of the user device **255**, the carrier ICRS **208**, the cloud ICRS **210**, the carrier media platform **207**, the cloud media platform **213**, and the voicemail/MCA server **209** respectively, are, for example, random access memories (RAMs) or other types of dynamic storage devices that store information and instructions for execution by the processors **248**, **229**, **235**, **215**, **241**, and **222** of the user device **255**, the carrier ICRS **208**, the cloud ICRS **210**, the carrier media platform **207**, the cloud media platform **213**, and the voicemail/MCA server **209** respectively. The memory units **250**, **230**, **236**, **216**, **242**, and **223** also store temporary variables and other intermediate information used during execution of the instructions by the processors **248**, **229**, **235**, **215**, **241**, and **222** respectively. The user device **255**, the carrier ICRS **208**, the cloud ICRS **210**, the carrier media platform **207**, the cloud media platform **213**, and the voicemail/MCA server **209**, each further comprises a read only memory (ROM) or another type of static storage device that stores static information and instructions for the processors **248**, **229**, **235**, **215**, **241**, and **222** respectively.

[0076] The processors **248, 229, 235, 215, 241, and 222** are communicatively coupled to the memory units **250, 230, 236, 216, 242, and 223** of the user device **255**, the carrier incoming call routing server (ICRS) **208**, the cloud ICRS **210**, the carrier media platform **207**, the cloud media platform **213**, and the voicemail/missed call alert (MCA) server **209** respectively. The processor **248** of the user device **255** executes computer program instructions defined by the call receiving client application (CRCA) **205c**. The processor **229** of the carrier incoming call routing server (ICRS) **208** executes computer program instructions defined by the carrier ICRS modules **231**. The processor **235** of the cloud ICRS **210** executes computer program instructions defined by the cloud ICRS modules **237**. The processor **215** of the carrier media platform **207** executes computer program instructions defined by the carrier media platform (MP) modules **217**. The processor **241** of the cloud media platform **213** executes computer program instructions defined by the cloud media platform (MP) modules **243**. The processor **222** of the voicemail/MCA server **209** executes computer program instructions defined by the missed call alert notification module **224** of the voicemail/MCA server **209**. The processors **248, 229, 235, 215, 241, and 222** of the user device **255**, the carrier ICRS **208**, the cloud ICRS **210**, the carrier media platform **207**, the cloud media platform **213**, and the voicemail/MCA server **209** respectively, refer to any one or more microprocessors, central processing unit (CPU) devices, finite state machines, computers, microcontrollers, digital signal processors, logic, a logic device, an user circuit, an application specific integrated circuit (ASIC), a field-programmable gate array (FPGA), a chip, etc., or any combination thereof, capable of executing computer programs or a series of commands, instructions, or state transitions. In an embodiment, each of the processors **248, 229, 235, 215, 241, and 222** is implemented as a processor set comprising, for example, a programmed microprocessor and a math or graphics co-processor. The processors **248, 229, 235, 215, 241, and 222** are selected, for example, from the Intel[®] processors such as the Itanium[®] microprocessor or the Pentium[®] processors, Advanced Micro Devices (AMD[®]) processors such as the Athlon[®] processor, UltraSPARC[®] processors, microSPARC[®] processors, hp[®] processors, International Business Machines (IBM[®]) processors such as the PowerPC[®] microprocessor, the MIPS[®] reduced instruction set computer (RISC) processor of MIPS Technologies, Inc., RISC based computer processors of ARM Holdings, Motorola[®]

processors, Qualcomm[®] processors, etc. The system **200** disclosed herein is not limited to employing the processors **248**, **229**, **235**, **215**, **241**, and **222**. In an embodiment, the system **200** employs controllers or microcontrollers.

[0077] As exemplarily illustrated in FIGS. **6A-6B**, the user device **255**, the carrier incoming call routing server (ICRS) **208**, the cloud ICRS **210**, the carrier media platform **207**, the cloud media platform **213**, and the voicemail/missed call alert (MCA) server **209** further comprise data buses **252**, **232**, **238**, **219**, **245**, and **226**, network interfaces **253**, **233**, **239**, **220**, **246**, and **227**, and common modules **254**, **234**, **240**, **221**, **247**, and **228** respectively, where the common modules **254**, **234**, **240**, **221**, **247**, and **228** comprise input/output (I/O) controllers, input devices, output devices, fixed media drives such as hard drives, removable media drives for receiving removable media, etc. The data bus **252** of the user device **255** permits communication between the modules, for example, **248**, **249**, **250**, **253**, **254**, etc., of the user device **255**. The data bus **232** of the carrier ICRS **208** permits communication between the modules, for example, **229**, **230**, **233**, **234**, etc., of the carrier ICRS **208**. The data bus **238** of the cloud ICRS **210** permits communication between the modules, for example, **235**, **236**, **239**, **240**, etc., of the cloud ICRS **210**. The data bus **219** of the carrier media platform **207** permits communication between the modules, for example, **215**, **216**, **220**, **221**, etc., of the carrier media platform **207**. The data bus **245** of the cloud media platform **213** permits communication between the modules, for example, **241**, **242**, **246**, **247**, etc., of the cloud media platform **213**. The data bus **226** of the voicemail/MCA server **209** permits communication between the modules, for example, **222**, **223**, **227**, **228**, etc., of the voicemail/MCA server **209**.

[0078] The network interfaces **253**, **239**, **246**, and **227** enable connection of the user device **255**, the cloud incoming call routing server (ICRS) **210**, the cloud media platform **213**, and the voicemail/missed call alert (MCA) server **209** respectively, to the public data network **212**. The network interfaces **233**, **239**, **220**, and **246** enable connection of the carrier ICRS **208**, the cloud ICRS **210**, the carrier media platform **207**, and the cloud media platform **213** respectively, to the secure data network **211**. In an embodiment, the network interfaces **253**, **233**, **239**, **220**, **246**, and **227** of the user device **255**, the carrier

ICRS **208**, the cloud ICRS **210**, the carrier media platform **207**, the cloud media platform **213**, and the voicemail/MCA server **209** respectively, are provided as interface cards also referred to as line cards. The network interfaces **253**, **233**, **239**, **220**, **246**, and **227** are, for example, one or more of infrared (IR) interfaces, interfaces implementing Wi-Fi[®] of Wi-Fi Alliance Corporation, universal serial bus (USB) interfaces, FireWire[®] interfaces of Apple Inc., Ethernet interfaces, frame relay interfaces, cable interfaces, digital subscriber line (DSL) interfaces, token ring interfaces, peripheral controller interconnect (PCI) interfaces, local area network (LAN) interfaces, wide area network (WAN) interfaces, interfaces using serial protocols, interfaces using parallel protocols, Ethernet communication interfaces, asynchronous transfer mode (ATM) interfaces, high speed serial interfaces (HSSIs), fiber distributed data interfaces (FDDIs), interfaces based on transmission control protocol (TCP)/internet protocol (IP), interfaces based on wireless communications technology such as satellite technology, radio frequency (RF) technology, near field communication, etc. The I/O controllers of the user device **255**, the carrier ICRS **208**, the cloud ICRS **210**, the carrier media platform **207**, the cloud media platform **213**, and the voicemail/MCA server **209** control input actions and output actions performed by the user device **255**, the carrier ICRS **208**, the cloud ICRS **210**, the carrier media platform **207**, the cloud media platform **213**, and the voicemail/MCA server **209** respectively.

[0079] In an embodiment, the user device **255** further comprises a display unit **249** that displays the graphical user interface (GUI) **205d** rendered by the call receiving client application (CRCA) **205c**. The display unit **249** is, for example, a video display, a liquid crystal display, a plasma display, an organic light emitting diode (OLED) based display, etc. The display unit **249**, via the GUI **205d**, displays information, displays interfaces, user interface elements such as swipable arrows, icons, search boxes, etc., for example, for logging in and logging out of the CRCA **205c**, interacting with the calling party device **201** exemplarily illustrated in FIGS. **2A-2B**, etc. The CRCA **205c** renders the GUI **205d** on the display unit **249** to receive user inputs, for example, entering the username or number and password for signing into the CRCA **205c**. The GUI **205d** is, for example, an

online web interface, a web based downloadable application interface, a mobile based downloadable application interface, etc.

[0080] The client database **251** in the user device **255**, the carrier incoming call routing server (ICRS) database **208e** in the carrier ICRS **208**, the cloud ICRS database **210n** in the cloud ICRS **210**, the carrier media platform (MP) database **218** in the carrier media platform **207**, the cloud MP database **244** in the cloud media platform **213**, and the voicemail/missed call alert (MCA) database **225** in the voicemail/MCA server **209** can be any storage area or medium that can be used for storing one or more numbers received from the user, registration information, and deregistration information of the call receiving client application (CRCA) **205c** on the user device **255**. In an embodiment, the client database **251**, the carrier ICRS database **208e**, the cloud ICRS database **210n**, the carrier MP database **218**, the cloud MP database **244**, and the voicemail/MCA database **225** are external databases, for example, a structured query language (SQL) data store or a not only SQL (NoSQL) data store such as the Microsoft® SQL Server®, the Oracle® servers, the MySQL® database of MySQL AB Company, the mongoDB® of MongoDB, Inc., the Neo4j graph database of Neo Technology Corporation, the Cassandra database of the Apache Software Foundation, the HBase® database of the Apache Software Foundation, etc. In an embodiment, the client database **251**, the carrier ICRS database **208e**, the cloud ICRS database **210n**, the carrier MP database **218**, the cloud MP database **244**, and the voicemail/MCA database **225** can also be locations on respective file systems of the user device **255**, the carrier ICRS **208**, the cloud ICRS **210**, the carrier media platform **207**, the cloud media platform **213**, and the voicemail/MCA server **209** respectively. In another embodiment, the client database **251**, the carrier ICRS database **208e**, the cloud ICRS database **210n**, the carrier MP database **218**, the cloud MP database **244**, and the voicemail/MCA database **225** can be remotely accessed by the user device **255**, the carrier ICRS **208**, the cloud ICRS **210**, the carrier media platform **207**, the cloud media platform **213**, and the voicemail/MCA server **209** respectively via the public data network **212** or the secure data network **211**. In another embodiment, the client database **251**, the carrier ICRS database **208e**, the cloud ICRS database **210n**, the carrier MP database **218**, the cloud MP database **244**, and the voicemail/MCA database **225** are

configured as cloud based databases implemented in a cloud computing environment, where computing resources are delivered as a service over the secure data network **211** and the public data network **212**.

[0081] Computer applications and programs are used for operating the call receiving client application (CRCA) **205c** on the user device **255**, the carrier incoming call routing server (ICRS) modules **231** on the carrier ICRS **208**, the cloud ICRS modules **237** on the cloud ICRS **210**, the carrier media platform (MP) modules **217** on the carrier media platform **207**, the cloud MP modules **243** on the cloud media platform **213**, and the missed call alert notification module **224** on the voicemail/missed call alert (MCA) server **209**. The programs are loaded onto the respective fixed media drives and into the memory units **250**, **230**, **236**, **216**, **242**, and **223** of the user device **255**, the carrier ICRS **208**, the cloud ICRS **210**, the carrier media platform **207**, the cloud media platform **213**, and the voicemail/MCA server **209** respectively, via the respective removable media drives. In an embodiment, the computer applications and programs are loaded directly into the memory units **250**, **230**, **236**, **216**, **242**, and **223** of the user device **255**, the carrier ICRS **208**, the cloud ICRS **210**, the carrier media platform **207**, the cloud media platform **213**, and the voicemail/MCA **209** respectively, via the public data network **212** or the secure data network **211**.

[0082] Each of the processors **248**, **229**, **235**, **215**, **241**, and **222** of the user device **255**, the carrier incoming call routing server (ICRS) **208**, the cloud ICRS **210**, the carrier media platform **207**, the cloud media platform **213**, and the voicemail/missed call alert (MCA) server **209** respectively, executes an operating system, for example, the Linux[®] operating system, the Unix[®] operating system, any version of the Microsoft[®] Windows[®] operating system, the Mac OS of Apple Inc., the IBM[®] OS/2, VxWorks[®] of Wind River Systems, Inc., QNX Neutrino[®] developed by QNX Software Systems Ltd., the Palm OS[®], the Solaris operating system developed by Sun Microsystems, Inc., etc. The user device **255**, the carrier ICRS **208**, the cloud ICRS **210**, the carrier media platform **207**, the cloud media platform **213**, and the voicemail/MCA server **209**, employ their respective operating systems for performing multiple tasks. The operating systems of the

user device **255**, the carrier ICRS **208**, the cloud ICRS **210**, the carrier media platform **207**, the cloud media platform **213**, and the voicemail/MCA server **209** are responsible for management and coordination of activities and sharing of their respective resources. The operating systems further manage security, peripheral devices, and network connections. The operating systems recognize, for example, inputs provided by the user via the user device **255**, files, and directories stored locally on the fixed media drives. The operating systems of the user device **255**, the carrier ICRS **208**, the cloud ICRS **210**, the carrier media platform **207**, the cloud media platform **213**, and the voicemail/MCA server **209** execute different programs using the processors **248**, **229**, **235**, **215**, **241**, and **222** respectively. The processors **248**, **229**, **235**, **215**, **241**, and **222** and the operating systems of the user device **255**, the carrier ICRS **208**, the cloud ICRS **210**, the carrier media platform **207**, the cloud media platform **213**, and the voicemail/MCA server **209** respectively, together define a computer platform for which application programs in high level programming languages are written.

[0083] The processor **248** of the user device **255** retrieves instructions defined by the sign up module **205e**, the number validation module **205f**, the login module **205g**, the logout module **205h**, the primary number setting module **205i**, the additional number linking module **205j**, and the secondary number delinking module **205k** of the call receiving client application (CRCA) **205c** exemplarily illustrated in FIGS. **3A-3B**, in the memory unit **250** of the user device **255**, for performing respective functions disclosed in the detailed description of FIGS. **3A-3B**. The processor **248** of the user device **255** retrieves instructions for executing the modules **205e**, **205f**, **205g**, **205h**, **205i**, **205j**, **205k**, etc., of the CRCA **205c**. The processor **229** of the carrier incoming call routing server (ICRS) **208** retrieves instructions defined by the validation code communication module **208b** of the validation module **208a**, the query processing module **208c**, and the client registration module **208d**, exemplarily illustrated in FIG. **4B**, in the memory unit **230** of the carrier ICRS **208**, for performing respective functions disclosed in the detailed description of FIG. **4B**. The processor **229** of the carrier ICRS **208** retrieves instructions for executing the modules **208a**, **208b**, **208c**, **208d**, etc., of the carrier ICRS **208**. The processor **235** of the cloud ICRS **210** retrieves instructions defined by the user sign up

processing module **210a**, the number validation module **210c** of the validation module **210b**, the login processing module **210d**, the logout processing module **210e**, the primary number setting module **210f**, the additional number linking module **210g**, the number delinking module **210h**, the query processing module **210i**, the client registration module **210j**, and the data network connection detection module **210l** and the client registration detection module **210m** of the client application availability detection module **210k** exemplarily illustrated in FIG. 4A, in the memory unit **236** of the cloud ICRS **210**, for performing respective functions disclosed in the detailed description of FIG. 4A. The processor **235** of the cloud ICRS **210** retrieves instructions for executing the modules **210a**, **210b**, **210c**, **210d**, **210e**, **210f**, **210g**, **210h**, **210i**, **210j**, **210k**, **210l**, **210m**, etc., of the cloud ICRS **210**.

[0084] The processor **215** of the carrier media platform **207** retrieves instructions defined by the data network detection module **207a**, the codec module **207b**, the voice over internet protocol (VOIP) data exchange module **207c**, the incoming call registration module **207d**, the incoming call notification module **207e**, the device ringing module **207f**, the call rejection module **207g**, the call connect module **207h**, the call termination module **207i**, the incoming missed call processing module **207j**, the number extraction module **207k**, the query processing module **207l**, the response processing module **207m**, and the call routing module **207n** exemplarily illustrated in FIG. 3A and FIG. 5A, in the memory unit **216** of the carrier media platform **207** for performing respective functions disclosed in the detailed description of FIG. 3A and FIG. 5A. The processor **215** of the carrier media platform **207** retrieves instructions for executing the modules, for example, **207a**, **207b**, **207c**, **207d**, **207e**, **207f**, **207g**, **207h**, **207i**, **207j**, **207k**, **207l**, **207m**, **207n**, etc., of the carrier media platform **207**. The processor **241** of the cloud media platform **213** retrieves instructions defined by the data network detection module **213a**, the codec module **213b**, the voice over internet protocol (VOIP) data exchange module **213c**, the incoming call registration module **213d**, the incoming call notification module **213e**, the device ringing module **213f**, the call rejection module **213g**, the call connect module **213h**, the call termination module **213i**, the incoming missed call processing module **213j**, the number extraction module **213k**, the query processing module **213l**, the

response processing module **213m**, and the call routing module **213n** exemplarily illustrated in FIG. **3B** and FIG. **5B**, in the memory unit **242** of the cloud media platform **213** for performing respective functions disclosed in the detailed description of FIG. **3B** and FIG. **5B**. The processor **241** of the cloud media platform **213** retrieves instructions for executing the modules **213a**, **213b**, **213c**, **213d**, **213e**, **213f**, **213g**, **213h**, **213i**, **213j**, **213k**, **213l**, **213m**, **213n**, etc., of the cloud media platform **213**. The processor **222** of the voicemail/MCA server **209** retrieves instructions defined by the missed call alert notification module **224** in the memory unit **223** of the voicemail/MCA server **209**. The missed call alert notification module **224** sends a missed call alert notification, for example, as a short message service (SMS) message to the unreachable number indicating that the calling party device **201** was trying to place a call to the user device **255** at a specified time. The processor **222** of the voicemail/MCA server **209** retrieves instructions for executing the missed call alert notification module **224** of the voicemail/MCA server **209**.

[0085] A program counter determines the location of the instructions in each of the memory units **250**, **230**, **236**, **216**, **242**, and **223**. The program counter stores a number that identifies the current position in the program of each of the modules, for example, **205d**, **205e**, **205f**, **205g**, **205h**, **205i**, **205j**, **205k**, etc., of the user device **255**, the carrier incoming call routing server (ICRS) modules **231**, the cloud ICRS modules **237**, the carrier media platform (MP) modules **217**, the cloud MP modules **243**, and the missed call alert notification module **224** of the voicemail/MCA server **209** respectively. The instructions fetched by the processors **248**, **229**, **235**, **215**, **241**, and **222** from the memory units **250**, **230**, **236**, **216**, **242**, and **223** respectively, after being processed are decoded. The instructions are stored in an instruction register in each of the processors **248**, **229**, **235**, **215**, **241**, and **222**. After processing and decoding, the processors **248**, **229**, **235**, **215**, **241**, and **222** execute the instructions, thereby performing one or more processes defined by those instructions.

[0086] At the time of execution, the instructions stored in the instruction register are examined to determine the operations to be performed. The processors **248**, **229**, **235**,

215, 241, and 222 of the user device **255**, the carrier incoming call routing server (ICRS) **208**, the cloud ICRS **210**, the carrier media platform **207**, the cloud media platform **213**, and the voicemail/MCA server **209** respectively, then perform the specified operations. The operations comprise arithmetic operations and logic operations. The respective operating systems perform multiple routines for performing a number of tasks required to assign the memory units **250, 230, 236, 216, 242, and 223** for execution of the modules, for example, **205d, 205e, 205f, 205g, 205h, 205i, 205j, 205k**, etc., on the user device **255**, the carrier ICRS modules **231**, the cloud ICRS modules **237**, the carrier media platform (MP) modules **217**, the cloud MP modules **243**, and the missed call alert notification module **224** on the voicemail/MCA server **209** respectively. The tasks performed by the operating systems comprise, for example, assigning memory to the modules, for example, **205d, 205e, 205f, 205g, 205h, 205i, 205j, 205k**, etc., on the user device **255**, the carrier ICRS modules **231**, the cloud ICRS modules **237**, the carrier MP modules **217**, the cloud MP modules **243**, and the missed call alert notification module **224** on the voicemail/MCA server **209** respectively, and to data used by the user device **255**, the carrier ICRS **208**, the cloud ICRS **210**, the carrier media platform **207**, the cloud media platform **213**, and the voicemail/MCA server **209** respectively, moving data between the memory units **250, 230, 236, 216, 242, and 223** and disk units, and handling input/output operations. The operating systems perform the tasks on request by the operations and after performing the tasks, the respective operating systems transfer the execution control back to the processors **248, 229, 235, 215, 241, and 222**. The processors **248, 229, 235, 215, 241, and 222** continue the execution to obtain one or more outputs. The outputs of the execution of the modules, for example, **205d, 205e, 205f, 205g, 205h, 205i, 205j, 205k**, etc., on the user device **255**, the carrier ICRS modules **231**, the cloud ICRS modules **237**, the carrier MP modules **217**, the cloud MP modules **243**, and the missed call alert notification module **224** on the voicemail/MCA server **209** respectively, are displayed on output devices.

[0087] For purposes of illustration, the detailed description refers to the user device **255**, the carrier incoming call routing server (ICRS) **208**, the cloud ICRS **210**, the carrier media platform **207**, the cloud media platform **213**, and the voicemail/missed call alert

(MCA) server **209** being run locally as single computer systems; however the scope of the method and the system **200** disclosed herein is not limited to the user device **255**, the carrier ICRS **208**, the cloud ICRS **210**, the carrier media platform **207**, the cloud media platform **213**, and the voicemail/MCA server **209** being run locally on single computer systems via their respective operating systems and processors **248**, **229**, **235**, **215**, **241**, and **222**, but may be extended to run remotely over the secure data network **211** and the public data network **212** by employing a web browser and a remote server, a mobile phone, or other electronic devices. In an embodiment, one or more portions of the call routing system **206** are distributed across one or more computer systems coupled to the secure data network **211** and the public data network **212**. Furthermore, although the detailed description of FIGS. **6A-6B** relates to an implementation of the call routing system **206** comprising the carrier ICRS **208**, the cloud ICRS **210**, the carrier media platform **207**, the cloud media platform **213**, and the voicemail/MCA server **209**, the call routing system **206** is not limited to be implemented using the carrier ICRS **208**, the cloud ICRS **210**, the carrier media platform **207**, the cloud media platform **213**, and the voicemail/MCA server **209**, but may be extended to be implemented using a single server or a network of two or more servers.

[0088] The non-transitory computer readable storage medium disclosed herein stores computer program codes comprising instructions executable by one or more of the processors **229**, **235**, **215**, and **241** for routing an incoming call made to one of multiple numbers of the user, to the call receiving client application (CRCA) **205c** deployed on one or more of multiple user devices when one of the numbers is not reachable. The computer program codes implement processes of various embodiments disclosed above. The computer program codes comprise a first computer program code for setting up a user account for the user using one or more of multiple numbers of the user in communication with the CRCA **205c** deployed on one or more of the user devices; a second computer program code for detecting availability of the CRCA **205c** on one or more of the user devices over the public data network **212** to accept an incoming call; a third computer program code for receiving the incoming call made to one of the numbers, when one of the numbers is not reachable; and a fourth computer program code for

routing the received incoming call to the CRCA **205c** on one or more of the user devices over the public data network **212** on detecting the availability of the CRCA **205c** on one or more of the user devices over the public data network **212**.

[0089] In an embodiment, the third computer program code comprises a fifth computer program code for receiving the incoming call made to one of the numbers forwarded by a carrier via a routing number, and a sixth computer program code for determining whether one of the numbers is linked to the user account to route the incoming call to the call receiving client application (CRCA) **205c** on one or more of the user devices over the public data network **212**. The computer program codes further comprise a seventh computer program code for validating the numbers of the user through one or more of multiple authentication mechanisms; an eighth computer program code for linking one or more of the numbers of the user to the user account; and a ninth computer program code for delinking one or more of the numbers of the user from the user account. In an embodiment, the second computer program code comprises a tenth computer program code for detecting a connection of the CRCA **205c** to the public data network **212**; an eleventh computer program code for detecting registration of the CRCA **205c** on one or more of the user devices; and a twelfth computer program code for detecting deregistration of the CRCA **205c** on one or more of the user devices.

[0090] In an embodiment, the computer program codes further comprise a thirteenth computer program code for routing the received incoming call to the voicemail/missed call alert (MCA) server **209** on detecting an unavailability of the call receiving client application (CRCA) **205c** on each of one or more of the user devices. In an embodiment, the computer program codes further comprise a fourteenth computer program code for routing the received incoming call to the voicemail/MCA server **209** if the incoming call is not accepted for a preconfigured period of time from any of the user devices. In an embodiment, the fourth computer program code comprises a fifteenth computer program code for routing the received incoming call to the CRCA **205c** on one or more of the user devices over the public data network **212** via the cloud media platform **213** deployed in the distributed cloud computing environment, when the incoming call is made to one of

the numbers associated with a carrier that does not permit direct data communication between servers in the secure data network **211** of the carrier and the user devices. In an embodiment, the computer program codes further comprise a sixteenth computer program code for selecting an optimum codec for communicating with the CRCA **205c** on one or more of the user devices based on available bandwidth between the carrier media platform **207** or, in an embodiment, the cloud media platform **213**, and the CRCA **205c**; and a seventeenth computer program code for implementing transcoding for converting a codec used for communication between a network component and the carrier media platform **207** or, in an embodiment, the cloud media platform **213**, to the optimum codec used for communication between the carrier media platform **207** or, in an embodiment, the cloud media platform **213**, and the CRCA **205c**. In an embodiment, the computer program codes further comprises an eighteenth computer program code for setting a password for logging into the CRCA **205c** deployed on one or more user devices with one or more of the numbers of the user.

[0091] The computer program codes further comprise one or more additional computer program codes for performing additional steps that may be required and contemplated for routing an incoming call made to one of multiple numbers of a user, to the call receiving client application (CRCA) **205c** deployed on one or more user devices when one of the numbers is not reachable. In an embodiment, a single piece of computer program code comprising computer executable instructions performs one or more steps of the method disclosed herein for routing an incoming call made to one multiple numbers of the user to the CRCA **205c** deployed on one or more user devices when one of the numbers is not reachable. The computer program codes comprising computer executable instructions are embodied on the non-transitory computer readable storage medium. The processors **229**, **235**, **215**, and **241** of the carrier ICRS **208**, the cloud ICRS **210**, the carrier media platform **207**, and the cloud media platform **213** respectively, retrieve their respective computer executable instructions and execute them. When the computer executable instructions are executed by the processors **229**, **235**, **215**, and **241**, the computer executable instructions cause the processors **229**, **235**, **215**, and **241** to perform the steps of the method for routing an incoming call made to one of multiple numbers of the user

to the CRCA **205c** deployed on one or more user devices when one of the numbers is not reachable.

[0092] It will be readily apparent in different embodiments that the various methods, algorithms, and computer programs disclosed herein are implemented on non-transitory computer readable storage media appropriately programmed for computing devices. The non-transitory computer readable storage media participates in providing data, for example, instructions that are read by a computer, a processor or a similar device. In different embodiments, the “non-transitory computer readable storage media” also refer to a single medium or multiple media, for example, a centralized database, a distributed database, and/or associated caches and servers that store one or more sets of instructions that are read by a computer, a processor or a similar device. The “non-transitory computer readable storage media” also refer to any medium capable of storing or encoding a set of instructions for execution by a computer, a processor or a similar device and that causes a computer, a processor or a similar device to perform any one or more of the methods disclosed herein. Common forms of non-transitory computer readable storage media comprise, for example, a floppy disk, a flexible disk, a hard disk, magnetic tape, a laser disc, a Blu-ray Disc[®] of the Blu-ray Disc Association, any magnetic medium, a compact disc-read only memory (CD-ROM), a digital versatile disc (DVD), any optical medium, a flash memory card, punch cards, paper tape, any other physical medium with patterns of holes, a random access memory (RAM), a programmable read only memory (PROM), an erasable programmable read only memory (EPROM), an electrically erasable programmable read only memory (EEPROM), a flash memory, any other memory chip or cartridge, or any other medium from which a computer can read.

[0093] In an embodiment, the computer programs that implement the methods and algorithms disclosed herein are stored and transmitted using a variety of media, for example, the computer readable media in a number of manners. In an embodiment, hard-wired circuitry or custom hardware is used in place of, or in combination with, software instructions for implementing the processes of various embodiments. Therefore, the embodiments are not limited to any specific combination of hardware and software. The

computer program codes comprising computer executable instructions can be implemented in any programming language. Examples of programming languages that can be used in the method disclosed herein are C, C++, C#, Java[®], JavaScript[®], Fortran, Ruby, Perl[®], Python[®], Visual Basic[®], hypertext preprocessor (PHP), Microsoft[®].NET, Objective-C[®], the Swift[™] programming language of Apple Inc., etc. Other object-oriented, functional, scripting, and/or logical programming languages can also be used. In an embodiment, the computer program codes or software programs are stored on or in one or more mediums as object code. In another embodiment, various aspects of the method and the system **200** exemplarily illustrated in FIGS. **2A-2D**, disclosed herein are implemented in a non-programmed environment comprising documents created, for example, in a hypertext markup language (HTML), an extensible markup language (XML), or other format that render aspects of the graphical user interface (GUI) **205d** exemplarily illustrated in FIGS. **3A-3B** and FIG. **6B**, or perform other functions. In another embodiment, various aspects of the method and the system **200** disclosed herein are implemented as programmed elements, or non-programmed elements, or any suitable combination thereof.

[0094] Where databases are described such as the client database **251**, the carrier incoming call routing server (ICRS) database **208e**, the cloud ICRS database **210n**, the carrier media platform database **218**, and the voicemail/missed call alert (MCA) database **225** exemplarily illustrated in FIGS. **6A-6B**, it will be understood by one of ordinary skill in the art that (i) alternative database structures to those described may be employed, and (ii) other memory structures besides databases may be employed. Any illustrations or descriptions of any sample databases disclosed herein are illustrative arrangements for stored representations of information. In an embodiment, any number of other arrangements are employed besides those suggested by tables illustrated in the drawings or elsewhere. Similarly, any illustrated entries of the databases represent exemplary information only; one of ordinary skill in the art will understand that the number and content of the entries can be different from those disclosed herein. In another embodiment, despite any depiction of the databases as tables, other formats including relational databases, object-based models, and/or distributed databases are used to store

and manipulate the data types disclosed herein. Object methods or behaviors of a database can be used to implement various processes such as those disclosed herein. In another embodiment, the databases are, in a known manner, stored locally or remotely from a device that accesses data in such a database. In embodiments where there are multiple databases in the system **200**, the databases are integrated to communicate with each other for enabling simultaneous updates of data linked across the databases, when there are any updates to the data in one of the databases.

[0095] The method and the system **200** disclosed herein can be configured to work in a network environment comprising one or more computers that are in communication with one or more devices via the secure data network **211** and the public data network **212** exemplarily illustrated in FIGS. **2A-2D** and FIGS. **6A-6B**. In an embodiment, the computers communicate with the devices directly or indirectly, via a wired medium or a wireless medium such as the Internet, a local area network (LAN), a wide area network (WAN) or the Ethernet, a token ring, or via any appropriate communications mediums or combination of communications mediums. Each of the devices comprises processors, examples of which are disclosed above, that are adapted to communicate with the computers. In an embodiment, each of the computers is equipped with a network communication device, for example, a network interface card, a modem, or other network connection device suitable for connecting to the secure data network **211** and the public data network **212**. Each of the computers and the devices executes an operating system, examples of which are disclosed above. While the operating system may differ depending on the type of computer, the operating system provides the appropriate communications protocols to establish communication links with the secure data network **211** and the public data network **212**. Any number and type of machines may be in communication with the computers.

[0096] The method and the system **200** disclosed herein are not limited to a particular computer system platform, processor, operating system, or network. In an embodiment, one or more aspects of the method and the system **200** disclosed herein are distributed among one or more computer systems, for example, servers configured to provide one or

more services to one or more client computers, or to perform a complete task in a distributed system. For example, one or more aspects of the method and the system **200** disclosed herein are performed on a client-server system that comprises components distributed among one or more server systems that perform multiple functions according to various embodiments. These components comprise, for example, executable, intermediate, or interpreted code, which communicate over the secure data network **211** and the public data network **212** using communication protocols. The method and the system **200** disclosed herein are not limited to be executable on any particular system or group of systems, and are not limited to any particular distributed architecture, network, or communication protocol.

[0097] The foregoing examples have been provided merely for the purpose of explanation and are in no way to be construed as limiting of the method and the system **200** disclosed herein. While the method and the system **200** have been described with reference to various embodiments, it is understood that the words, which have been used herein, are words of description and illustration, rather than words of limitation. Further, although the method and the system **200** have been described herein with reference to particular means, materials, and embodiments, the method and the system **200** are not intended to be limited to the particulars disclosed herein; rather, the method and the system **200** extend to all functionally equivalent structures, methods and uses, such as are within the scope of the appended claims. Those skilled in the art, having the benefit of the teachings of this specification, may effect numerous modifications thereto and changes may be made without departing from the scope and spirit of the method and the system **200** disclosed herein in their aspects.

CLAIMS

We claim:

1. A method for routing an incoming call made to one of a plurality of numbers of a user, to a call receiving client application deployed on one or more of a plurality of user devices when said one of said numbers is not reachable, said method employing a call routing system comprising one or more processors configured to execute computer program instructions for performing said method, said method comprising:
 - setting up a user account for said user using one or more of said plurality of numbers of said user by said call routing system in communication with said call receiving client application deployed on said one or more of said user devices;
 - detecting availability of said call receiving client application on said one or more of said user devices over a data network by said call routing system to accept said incoming call;
 - receiving said incoming call made to said one of said numbers by said call routing system, when said one of said numbers is not reachable; and
 - routing said received incoming call to said call receiving client application on said one or more of said user devices over said data network by said call routing system on detecting said availability of said call receiving client application on said one or more of said user devices over said data network.
2. The method of claim 1, wherein said call routing system receives said incoming call made to said one of said numbers forwarded by a carrier via a routing number, and determines whether said one of said numbers is linked to said user account set up by said call routing system to route said incoming call to said call receiving client application on said one or more of said user devices over said data network.

3. The method of claim 1, wherein said numbers of said user are associated with one of a single carrier in a single geographical location, different carriers in said single geographical location, said single carrier in a plurality of different geographical locations, and said different carriers in said different geographical locations.
4. The method of claim 1, further comprising validating said one or more of said numbers of said user by said call routing system through one or more of a plurality of authentication mechanisms.
5. The method of claim 4, wherein said authentication mechanisms comprise:

transmitting a validation code to each of said one or more of said numbers of said user to be validated by said call routing system via one of a message and an outbound dialing call initiated by said call routing system, receiving an input code captured by said call receiving client application from one of said user devices, and matching said received input code with said transmitted validation code;

sending a message to each of said one or more of said numbers of said user to be validated by said call routing system and receiving a confirmation from said call receiving client application that said sent message is received on one of said user devices indicating that said one of said user devices contains a subscriber identity module with one of said one or more of said numbers of said user to be validated;

receiving a message sent from said call receiving client application on one of said user devices to a predetermined number and matching a source number of said message with one of said one or more of said numbers of said user to be validated; and

receiving a missed call placed by said call receiving client application on one of said user devices to a predefined number and matching a source number of said

missed call with one of said one or more of said numbers of said user to be validated.

6. The method of claim 1, further comprising linking said one or more of said numbers of said user to said user account by said call routing system, and delinking said one or more of said numbers of said user from said user account by said call routing system.
7. The method of claim 1, wherein said detection of said availability of said call receiving client application on said one or more of said user devices over said data network to accept said incoming call comprises one of:

detecting a connection of said call receiving client application to said data network by said call routing system;

detecting registration of said call receiving client application on said one or more of said user devices by said call routing system; and

detecting deregistration of said call receiving client application on said one or more of said user devices by said call routing system.

8. The method of claim 1, further comprising routing said received incoming call to an alerting server of said call routing system on detecting an unavailability of said call receiving client application on each of said one or more of said user devices, wherein said alerting server is one of a voicemail server and a missed call alert server.
9. The method of claim 1, further comprising routing said received incoming call to an alerting server of said call routing system if said incoming call is not accepted for a preconfigured period of time from any of said one or more of said user devices, wherein said alerting server is one of a voicemail server and a missed call alert server.

10. The method of claim 1, wherein said call routing system routes said received incoming call to said call receiving client application on said one or more of said user devices over said data network via a media platform deployed in a distributed cloud computing environment, when said incoming call is made to said one of said numbers associated with a carrier that does not permit direct data communication between servers in a secure data network of said carrier and said user devices.
11. The method of claim 1, further comprising selecting an optimum codec for communicating with said call receiving client application on said one or more of said user devices by said call routing system based on available bandwidth between said call routing system and said call receiving client application, and implementing transcoding for converting a codec used for communication between a network component and said call routing system to said optimum codec used for communication between said call routing system and said call receiving client application.
12. The method of claim 1, wherein said one of said numbers is deemed not reachable when one of: said one or more of said user devices associated with said one of said numbers do not have access to a telecommunications network, said one or more of said user devices associated with said one of said numbers are out of network coverage, said one or more of said user devices associated with said one of said numbers are switched off, said one of said numbers is busy, and said incoming call to said one of said numbers is unanswered.
13. The method of claim 1, further comprising setting a password for logging into said call receiving client application deployed on said one or more of said user devices with said one or more of said numbers of said user by said call routing system.
14. The method of claim 1, wherein said numbers of said user comprise a primary number and a plurality of secondary numbers.

15. A system for routing an incoming call made to one of a plurality of numbers of a user, to a call receiving client application deployed on one or more of a plurality of user devices when said one of said numbers is not reachable, said system comprising:

a non-transitory computer readable storage medium for storing computer program instructions defined by modules of a call routing system; and

one or more processors communicatively coupled to said non-transitory computer readable storage medium for executing said computer program instructions defined by said modules of said call routing system, said modules of said call routing system comprising:

a user sign up processing module for setting up a user account for said user using one or more of said plurality of numbers of said user in communication with said call receiving client application deployed on said one or more of said user devices;

a client application availability detection module for detecting availability of said call receiving client application on said one or more of said user devices over a data network to accept said incoming call;

an incoming call registration module for receiving said incoming call made to said one of said numbers, when said one of said numbers is not reachable; and

a call routing module for routing said received incoming call to said call receiving client application on said one or more of said user devices over said data network on detecting said availability of said call receiving client application on said one or more of said user devices over said data network.

16. The system of claim 15, wherein said incoming call registration module receives said incoming call made to said one of said numbers forwarded by a carrier via a routing number, and determines whether said one of said numbers is linked to said user account set up by said user sign up processing module to route said incoming call to said call receiving client application on said one or more of said user devices over said data network.
17. The system of claim 15, wherein said numbers of said user are associated with one of a single carrier in a single geographical location, different carriers in said single geographical location, said single carrier in a plurality of different geographical locations, and said different carriers in said different geographical locations.
18. The system of claim 15, wherein said modules of said call routing system further comprise a validation module for validating said one or more of said numbers of said user through one or more of a plurality of authentication mechanisms.
19. The system of claim 18, wherein said authentication mechanisms implemented by said validation module comprise:

transmitting a validation code to each of said one or more of said numbers of said user to be validated by said validation module via one of a message and an outbound dialing call initiated by said validation module, receiving an input code captured by said call receiving client application from one of said user devices, and matching said received input code with said transmitted validation code;

sending a message to each of said one or more of said numbers of said user to be validated and receiving a confirmation from said call receiving client application that said sent message is received on one of said user devices indicating that said one of said user devices contains a subscriber identity module with one of said one or more of said numbers of said user to be validated;

receiving a message sent from said call receiving client application on one of said user devices to a predetermined number and matching a source number of said message with one of said one or more of said numbers of said user to be validated; and

receiving a missed call placed by said call receiving client application on one of said user devices to a predefined number and matching a source number of said missed call with one of said one or more of said numbers of said user to be validated.

20. The system of claim 15, wherein said modules of said call routing system further comprise:

an additional number linking module for linking said one or more of said numbers of said user to said user account; and

a number delinking module for delinking said one or more of said numbers of said user from said user account.

21. The system of claim 15, wherein said client application availability detection module comprises:

a data network connection detection module for detecting a connection of said call receiving client application to said data network; and

a client registration detection module for detecting registration and deregistration of said call receiving client application on said one or more of said user devices.

22. The system of claim 15, wherein said call routing module routes said received incoming call to an alerting server of said call routing system on detecting an unavailability of said call receiving client application on each of said one or more of

said user devices, wherein said alerting server is one of a voicemail server and a missed call alert server.

23. The system of claim 15, wherein said call routing module routes said received incoming call to an alerting server of said call routing system if said incoming call is not accepted for a preconfigured period of time from any of said one or more of said user devices, wherein said alerting server is one of a voicemail server and a missed call alert server.
24. The system of claim 15, wherein said call routing module routes said received incoming call to said call receiving client application on said one or more of said user devices over said data network via a media platform deployed in a distributed cloud computing environment, when said incoming call is made to said one of said numbers associated with a carrier that does not permit direct data communication between servers in a secure data network of said carrier and said user devices.
25. The system of claim 15, wherein said modules of said call routing system further comprise a codec module for selecting an optimum codec for communicating with said call receiving client application on said one or more of said user devices based on available bandwidth between said call routing system and said call receiving client application, and implementing transcoding for converting a codec used for communication between a network component and said call routing system to said optimum codec used for communication between said call routing system and said call receiving client application.
26. The system of claim 15, wherein said user sign up processing module sets a password for logging into said call receiving client application deployed on said one or more of said user devices with said one or more of said numbers of said user.
27. The system of claim 15, wherein said one or more of said user devices deploying said call receiving client application run one of a single operating system and different

operating systems, and wherein said one or more of said user devices are manufactured by one of a single vendor and different vendors.

28. A non-transitory computer readable storage medium having embodied thereon, computer program codes comprising instructions executable by one or more processors for routing an incoming call made to one of a plurality of numbers of a user, to a call receiving client application deployed on one or more of a plurality of user devices when said one of said numbers is not reachable, said computer program codes comprising:

a first computer program code for setting up a user account for said user using one or more of said plurality of numbers of said user in communication with said call receiving client application deployed on said one or more of said user devices;

a second computer program code for detecting availability of said call receiving client application on said one or more of said user devices over a data network to accept said incoming call;

a third computer program code for receiving said incoming call made to said one of said numbers, when said one of said numbers is not reachable; and

a fourth computer program code for routing said received incoming call to said call receiving client application on said one or more of said user devices over said data network on detecting said availability of said call receiving client application on said one or more of said user devices over said data network.

29. The non-transitory computer readable storage medium of claim 28, wherein said third computer program code comprises:

a fifth computer program code for receiving said incoming call made to said one of said numbers forwarded by a carrier via a routing number; and

a sixth computer program code for determining whether said one of said numbers is linked to said user account to route said incoming call to said call receiving client application on said one or more of said user devices over said data network.

30. The non-transitory computer readable storage medium of claim 28, wherein said computer program codes further comprise a seventh computer program code for validating said one or more of said numbers of said user through one or more of a plurality of authentication mechanisms.

31. The non-transitory computer readable storage medium of claim 28, wherein said computer program codes further comprise:

an eighth computer program code for linking said one or more of said numbers of said user to said user account; and

a ninth computer program code for delinking said one or more of said numbers of said user from said user account.

32. The non-transitory computer readable storage medium of claim 28, wherein said second computer program code comprises:

a tenth computer program code for detecting a connection of said call receiving client application to said data network;

an eleventh computer program code for detecting registration of said call receiving client application on said one or more of said user devices; and

a twelfth computer program code for detecting deregistration of said call receiving client application on said one or more of said user devices.

33. The non-transitory computer readable storage medium of claim 28, wherein said computer program codes further comprise a thirteenth computer program code for routing said received incoming call to an alerting server on detecting an unavailability of said call receiving client application on each of said one or more of said user devices, wherein said alerting server is one of a voicemail server and a missed call alert server.
34. The non-transitory computer readable storage medium of claim 28, wherein said computer program codes further comprise a fourteenth computer program code for routing said received incoming call to an alerting server if said incoming call is not accepted for a preconfigured period of time from any of said one or more of said user devices, wherein said alerting server is one of a voicemail server and a missed call alert server.
35. The non-transitory computer readable storage medium of claim 28, wherein said fourth computer program code comprises a fifteenth computer program code for routing said received incoming call to said call receiving client application on said one or more of said user devices over said data network via a media platform deployed in a distributed cloud computing environment, when said incoming call is made to said one of said numbers associated with a carrier that does not permit direct data communication between servers in a secure data network of said carrier and said user devices.
36. The non-transitory computer readable storage medium of claim 28, wherein said computer program codes further comprise:
- a sixteenth computer program code for selecting an optimum codec for communicating with said call receiving client application on said one or more of said user devices based on available bandwidth between a call routing system and said call receiving client application; and

a seventeenth computer program code for implementing transcoding for converting a codec used for communication between a network component and said call routing system to said optimum codec used for communication between said call routing system and said call receiving client application.

37. The non-transitory computer readable storage medium of claim 28, wherein said computer program codes further comprise an eighteenth computer program code for setting a password for logging into said call receiving client application deployed on said one or more of said user devices with said one or more of said numbers of said user.

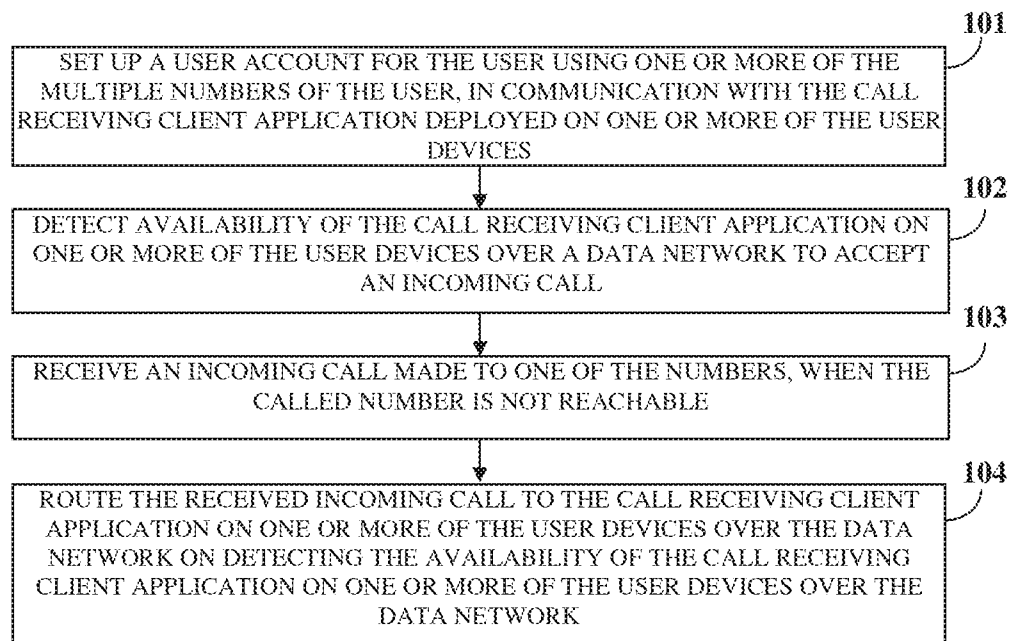


FIG. 1

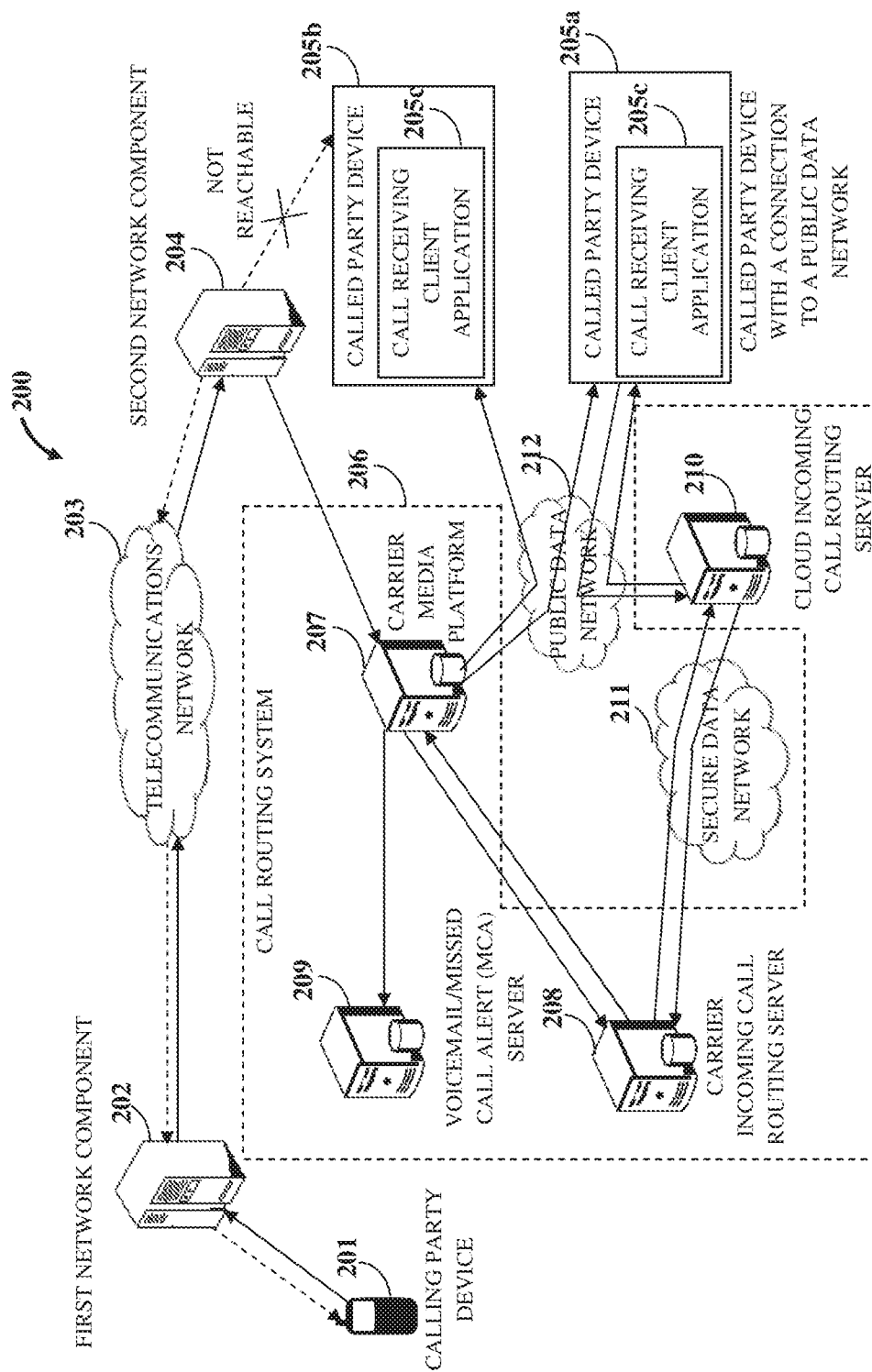
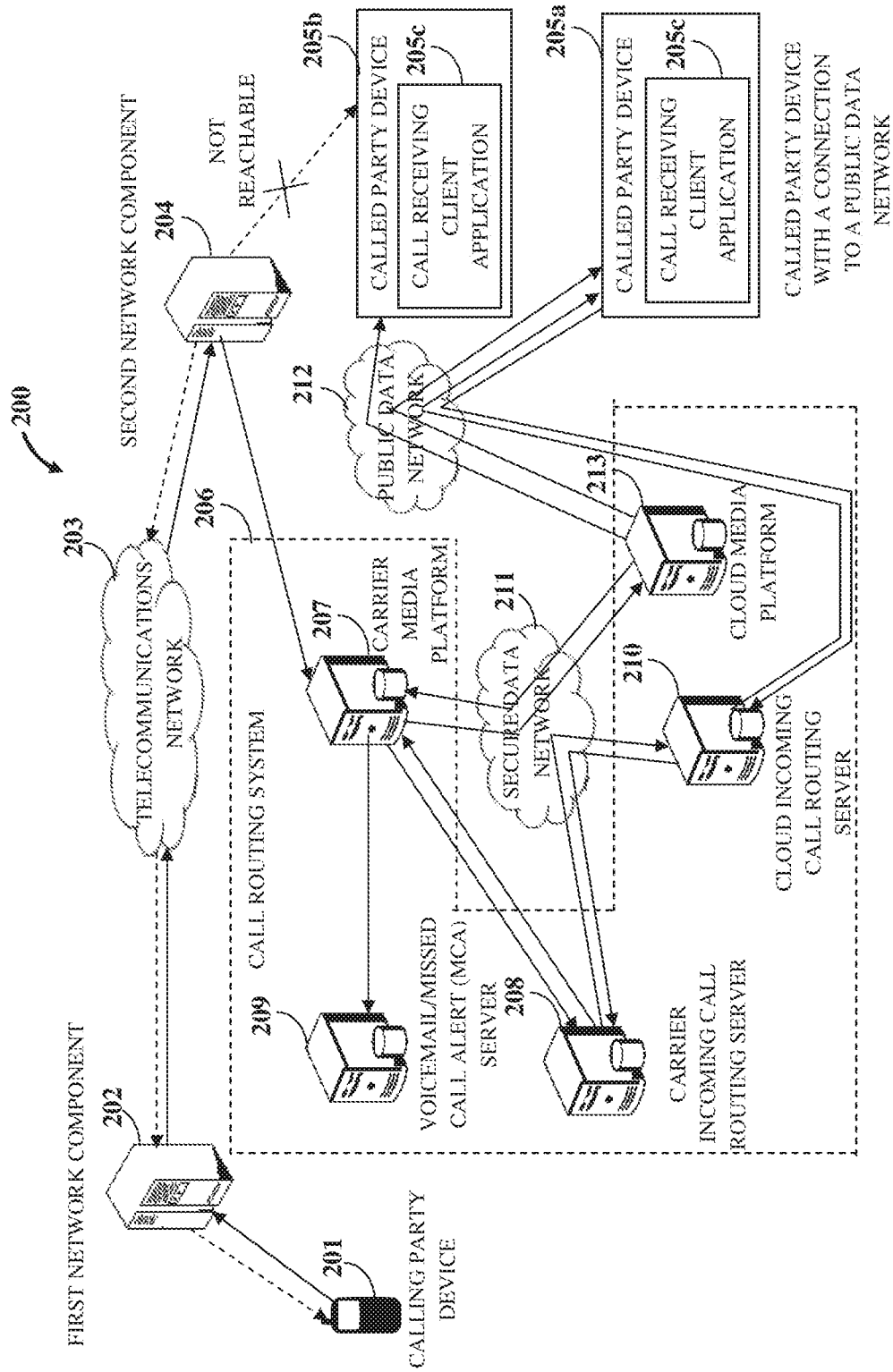


FIG. 2A



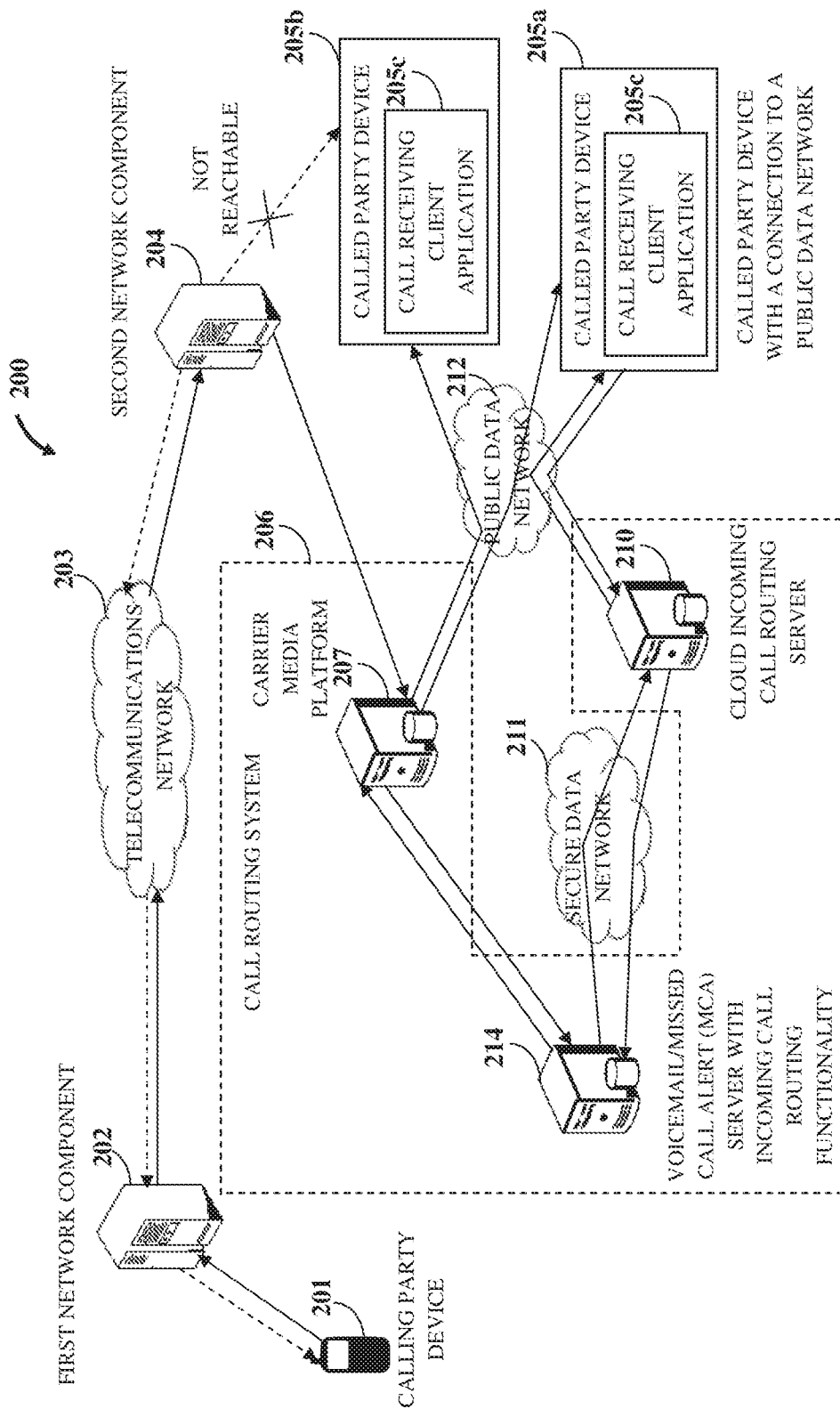


FIG. 2C

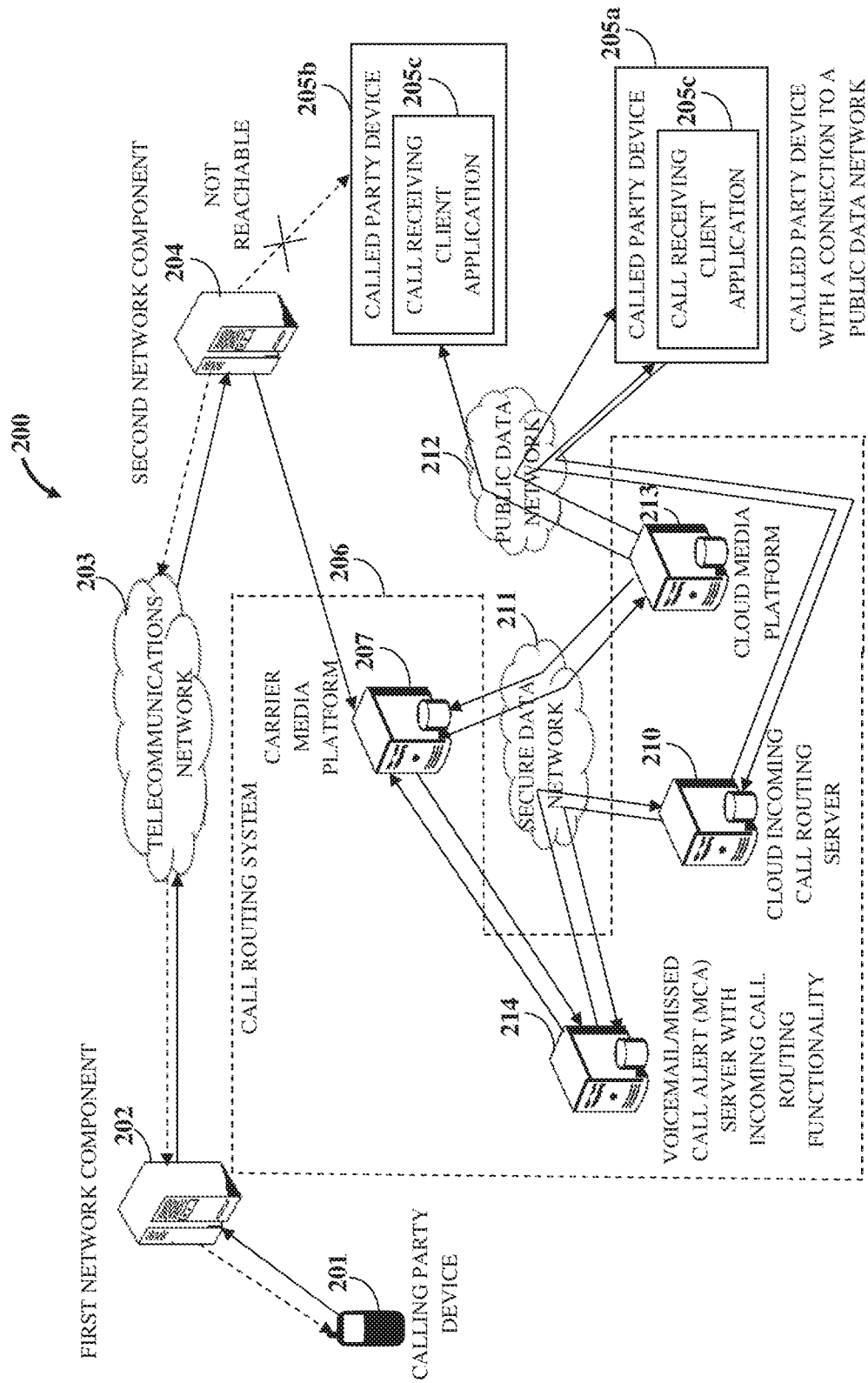


FIG. 2D

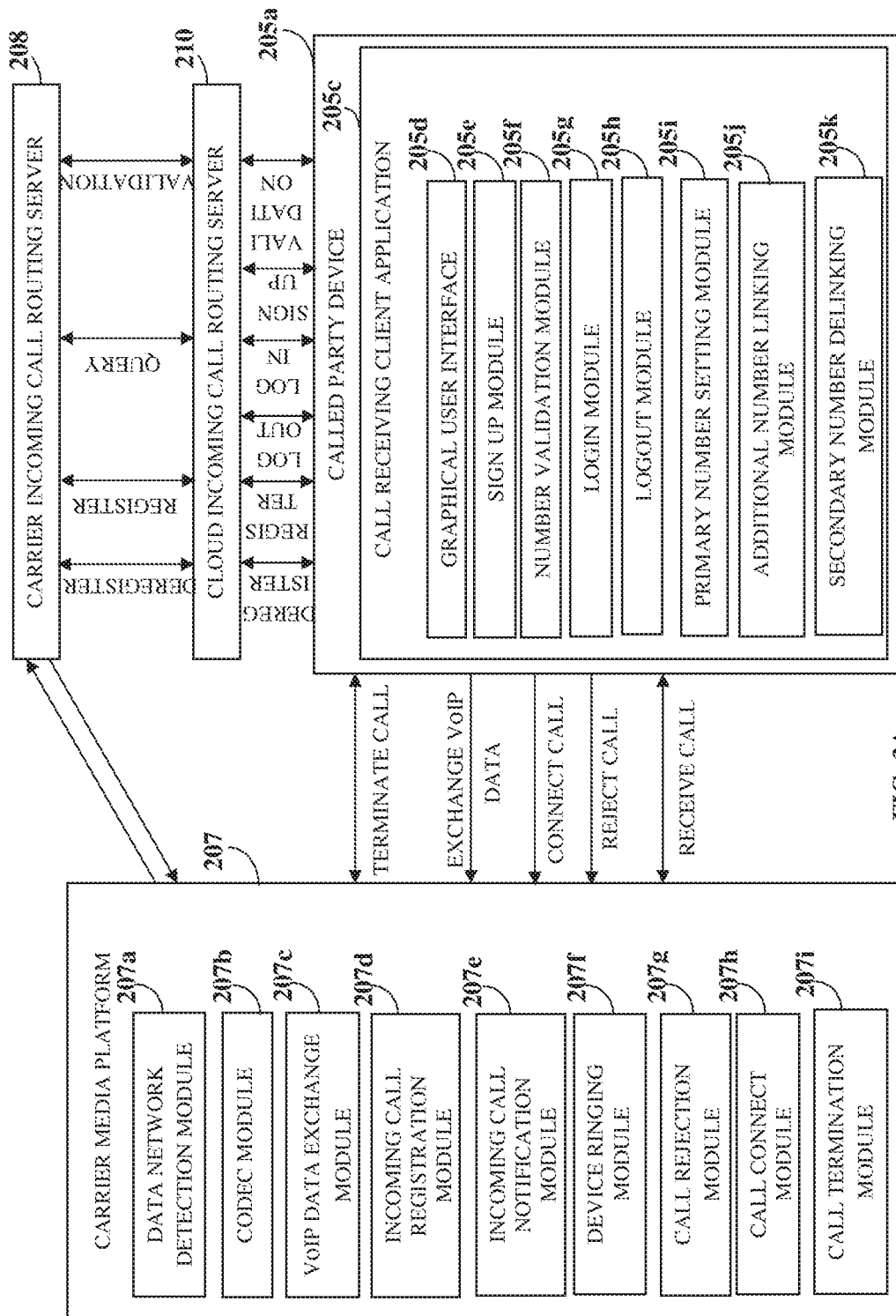


FIG. 3A

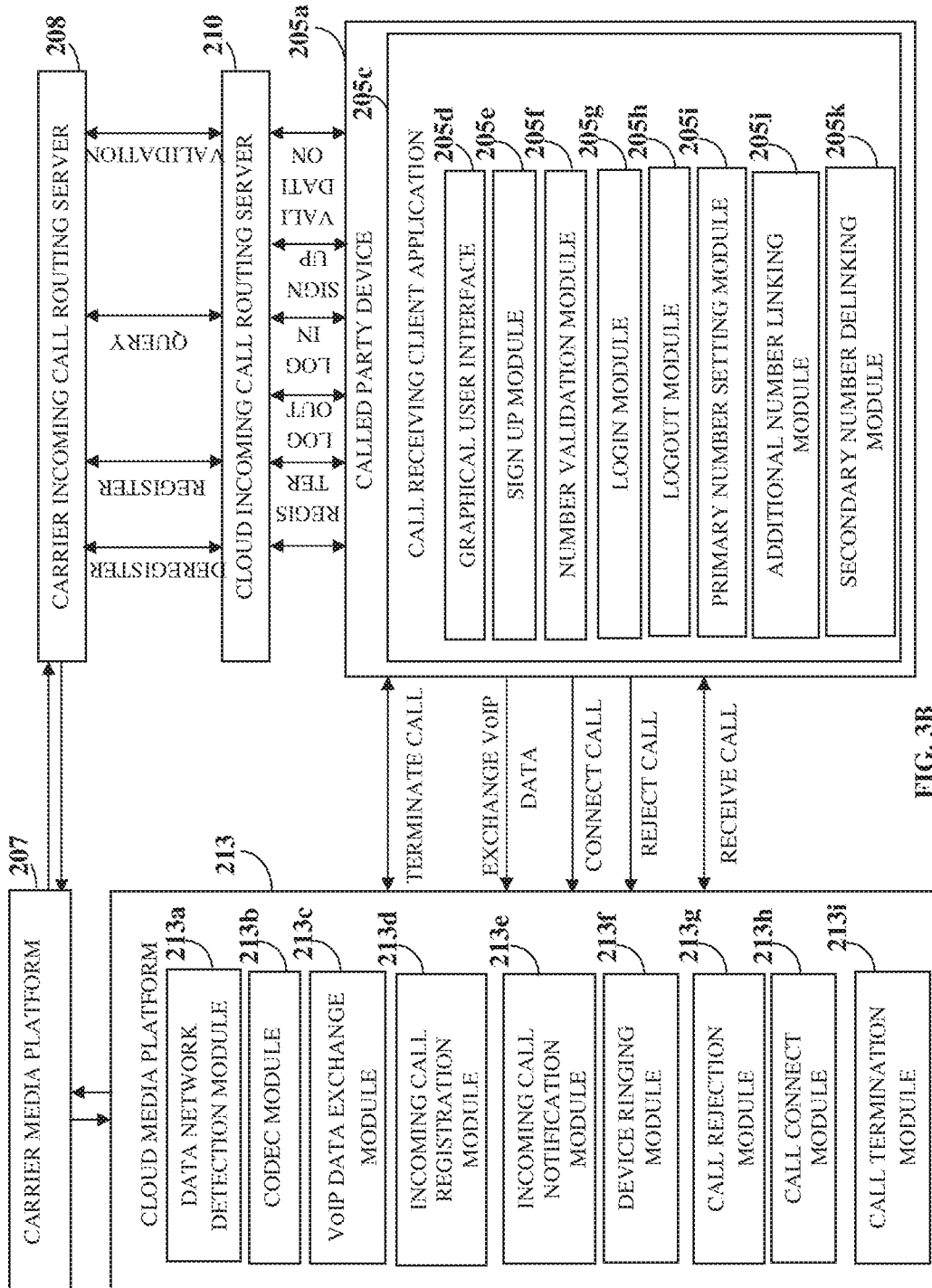


FIG. 3B

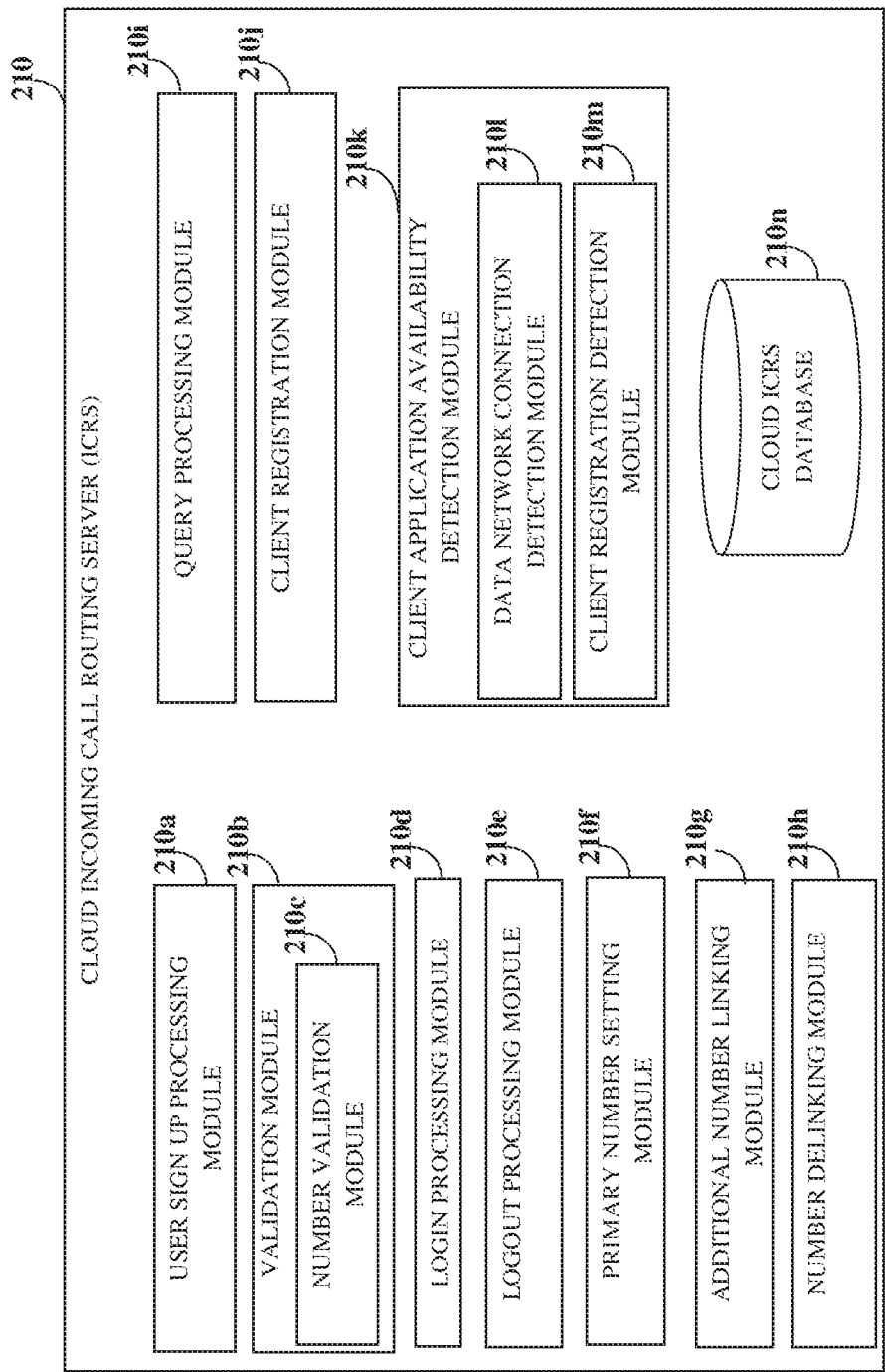


FIG. 4A

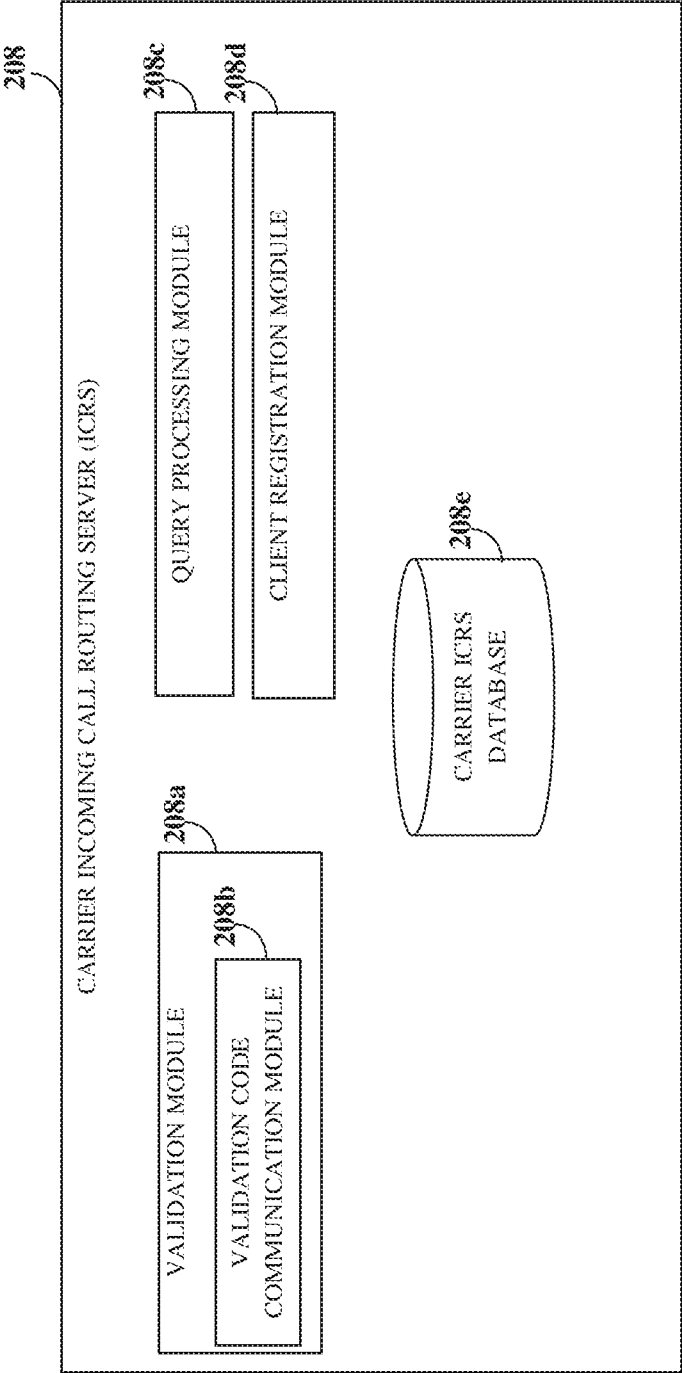


FIG. 4B

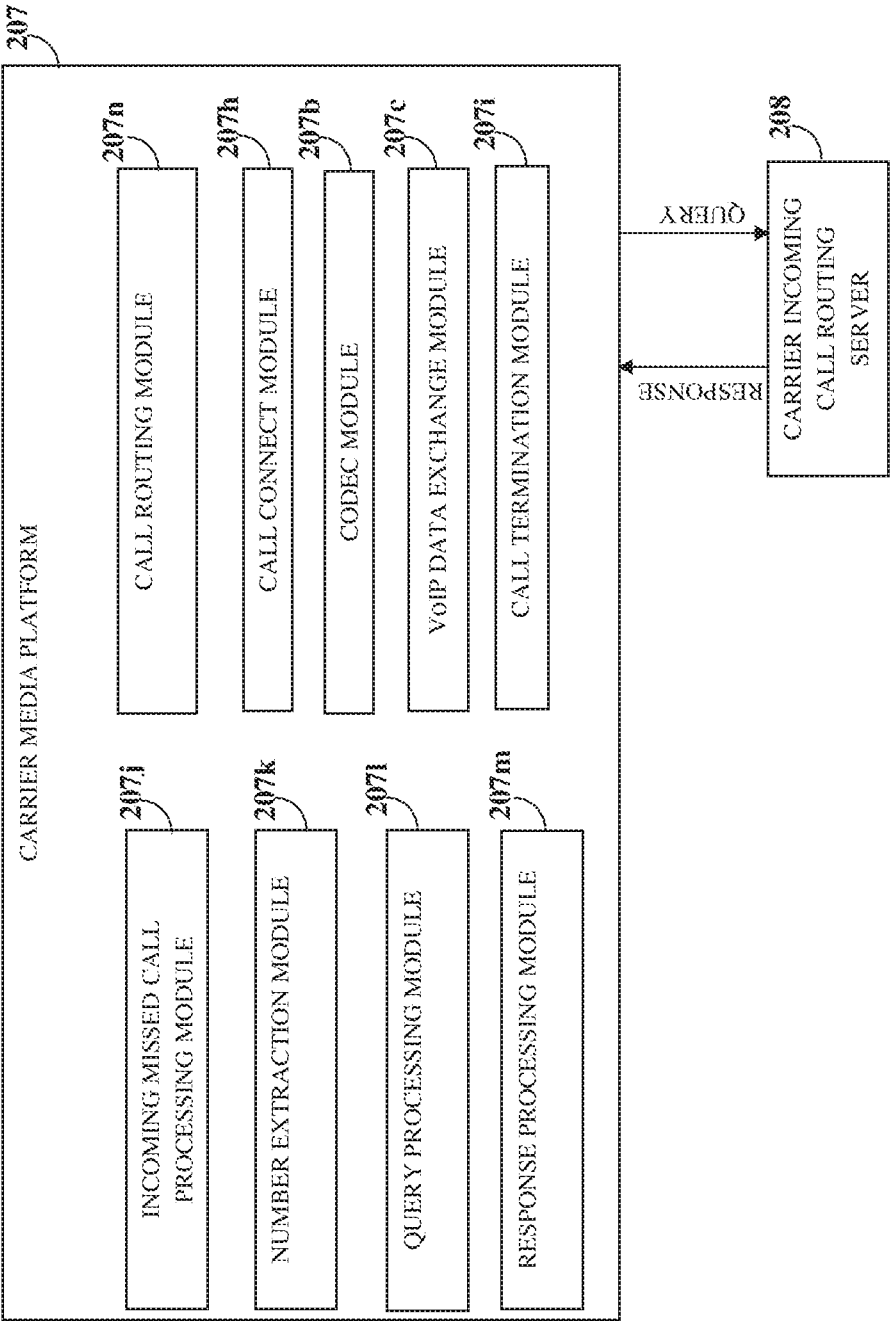


FIG. 5A

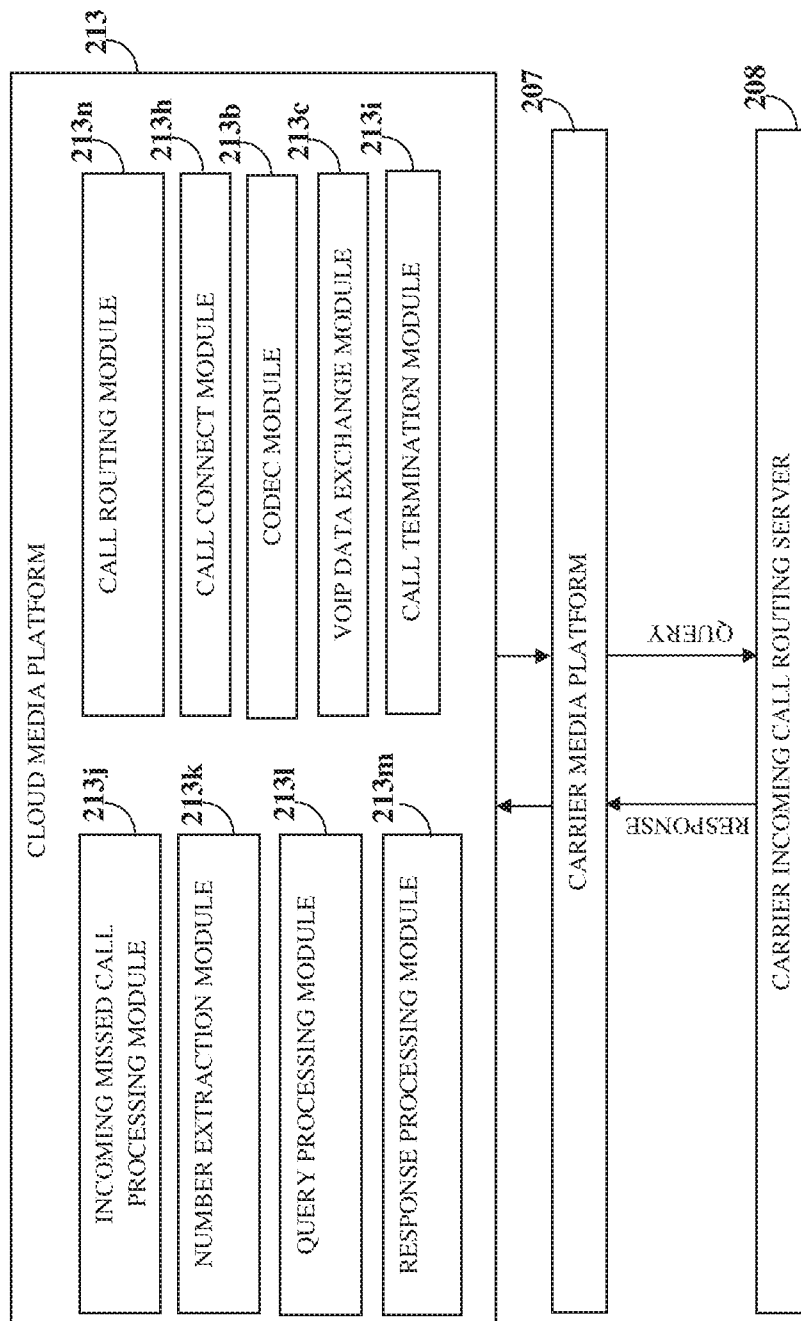


FIG. 5B

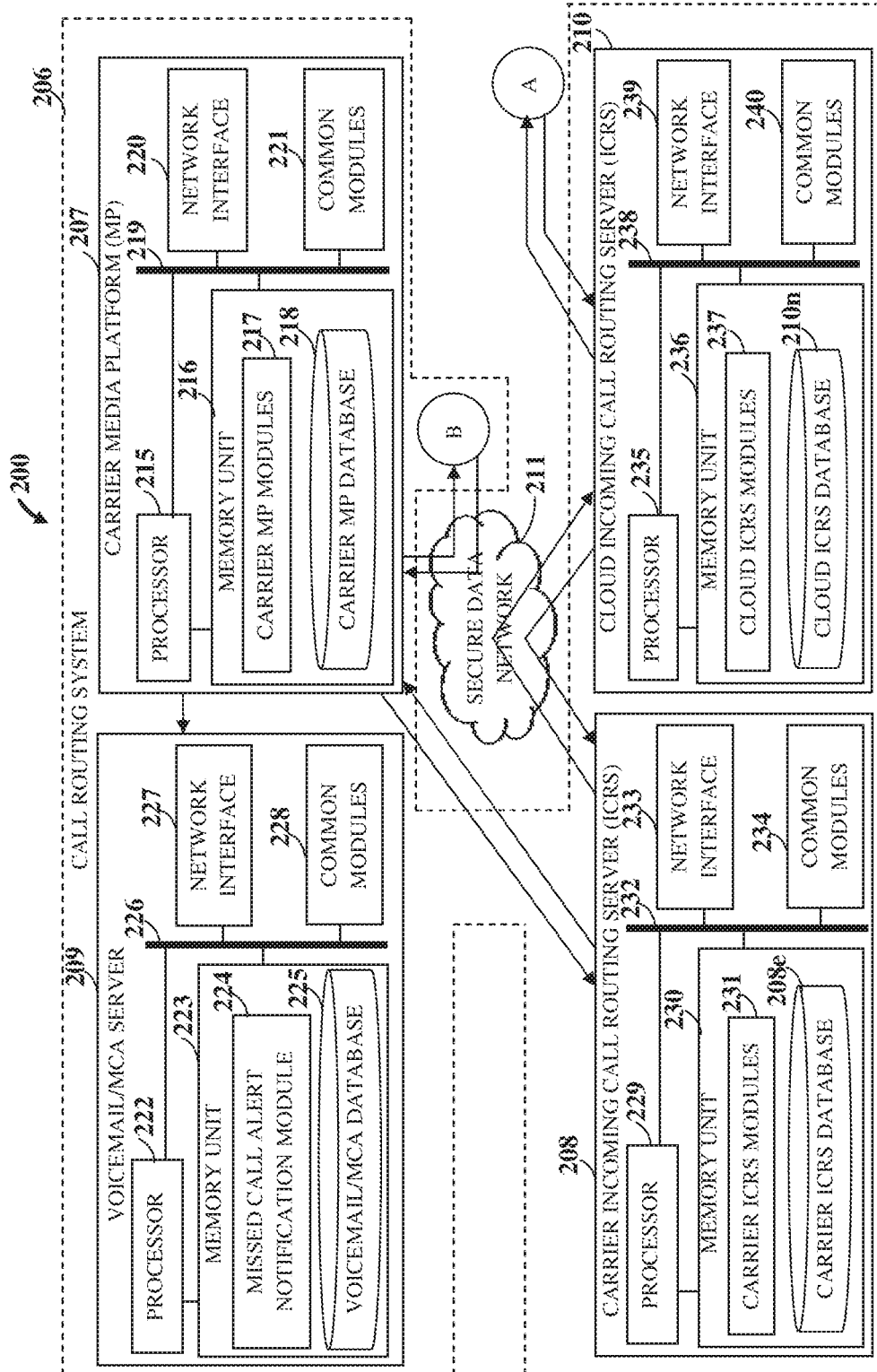


FIG. 6A

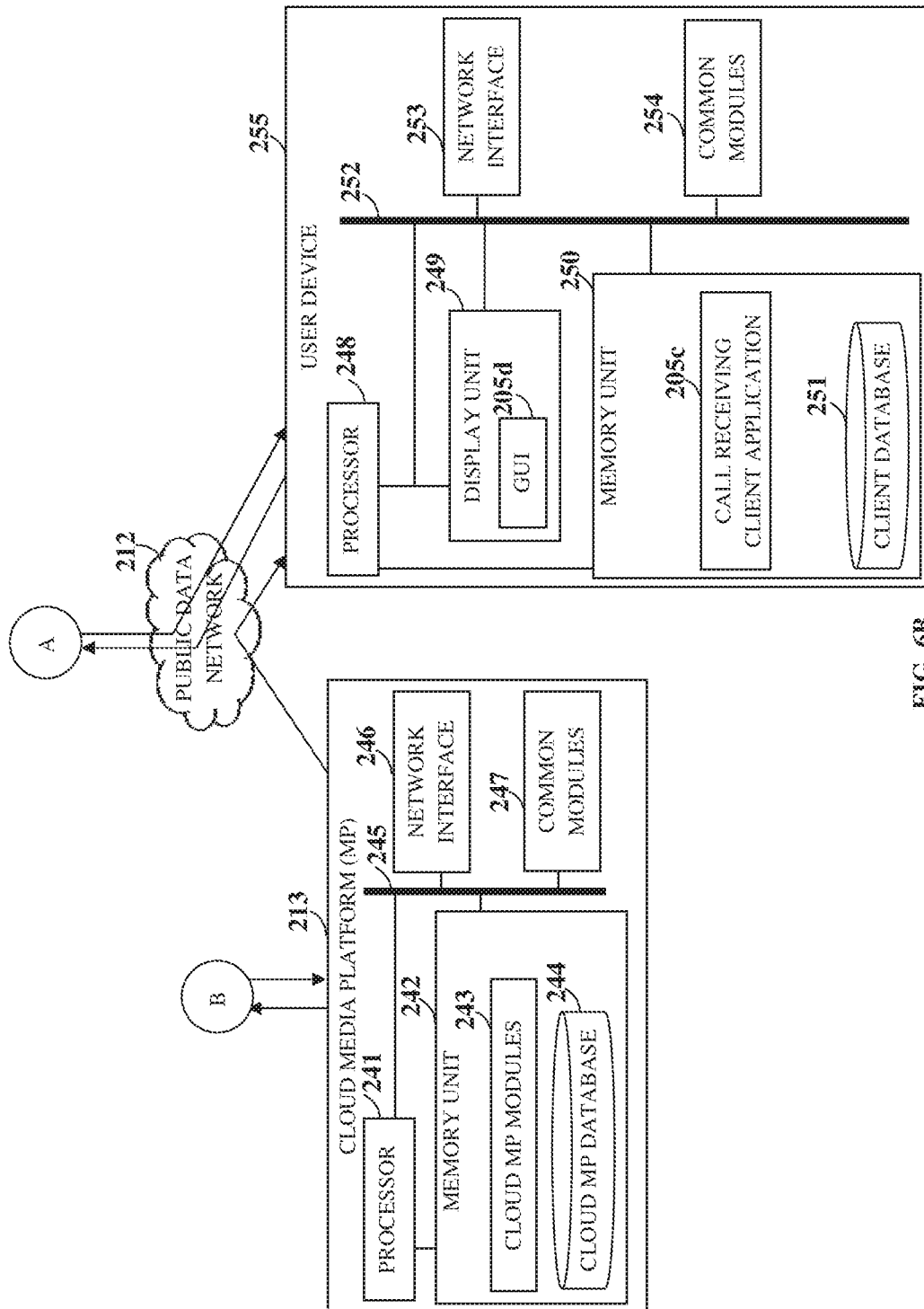


FIG. 6B

INTERNATIONAL SEARCH REPORT

International application No.

PCT/US 2017/017566

A. CLASSIFICATION OF SUBJECT MATTER		
<p style="text-align: center;">H04W 4/16 (2009.01) H04M 3/42 (2006.01)</p> <p>According to International Patent Classification (IPC) or to both national classification and IPC</p>		
B. FIELDS SEARCHED		
Minimum documentation searched (classification system followed by classification symbols)		
H04W 4/00, 4/16, 28/00, 28/02, 88/00, 88/16, H04M 3/00, 3/42, 3/48, 3/51, 3/54, 3/60, 7/00, 7/12, 1/00, 1/72, 1/725, G06F 15/00, H04L 12/00, 12/66		
Documentation searched other than minimum documentation to the extent that such documents are included in the fields searched		
Electronic data base consulted during the international search (name of data base and, where practicable, search terms used)		
PatSearch (RUPTO internal), USPTO, PAJ, Esp@cenet, Information Retrieval System of FIPS		
C. DOCUMENTS CONSIDERED TO BE RELEVANT		
Category*	Citation of document, with indication, where appropriate, of the relevant passages	Relevant to claim No.
X	EP 2432246 A1 (ROAMWARE INC) 21.03.2012, abstract, claim 1, paragraphs [0007],[0011],[0041],[0043],[0045], [0051]-[0052],[0055]-[0057], [0059], [0061],[0062], [0064],[0065],[0070],[0076], [0089], [0100],[0106],[0109]-[0110]	1-3,6-7,12,15-17,20-21,28-29,31-32
Y		4-5,8-11,13-14,18-19,22-27,30,33-37
Y	US 2015/0201086 A1 (PT KONVERGENSI DIGITAL INTERNASIONAL) 16.07.2015, paragraphs [0009],[0038],[0042]-[0046]	4, 5, 8-11, 13-14,18, 19, 22-26,30,33-37
Y	US 2008/0072299 A1 (ERIC REIHER) 20.03.2008, paragraphs [0045]-[0046],[0055],[0064],[0067]	5, 19
Y	US 2012/0208505 A1 (ZTE CORPORATION) 16.08.2012, abstract	5, 19
<input type="checkbox"/> Further documents are listed in the continuation of Box C. <input type="checkbox"/> See patent family annex.		
* Special categories of cited documents:	“T”	later document published after the international filing date or priority date and not in conflict with the application but cited to understand the principle or theory underlying the invention
“A” document defining the general state of the art which is not considered to be of particular relevance	“X”	document of particular relevance; the claimed invention cannot be considered novel or cannot be considered to involve an inventive step when the document is taken alone
“E” earlier document but published on or after the international filing date	“Y”	document of particular relevance; the claimed invention cannot be considered to involve an inventive step when the document is combined with one or more other such documents, such combination being obvious to a person skilled in the art
“L” document which may throw doubts on priority claim(s) or which is cited to establish the publication date of another citation or other special reason (as specified)	“&”	document member of the same patent family
“O” document referring to an oral disclosure, use, exhibition or other means		
“P” document published prior to the international filing date but later than the priority date claimed		
Date of the actual completion of the international search	Date of mailing of the international search report	
24 April 2017 (24.04.2017)	18 May 2017 (18.05.2017)	
Name and mailing address of the ISA/RU: Federal Institute of Industrial Property, Berezhkovskaya nab., 30-1, Moscow, G-59, GSP-3, Russia, 125993 Facsimile No: (8-495) 531-63-18, (8-499) 243-33-37	Authorized officer T. Vlasenko Telephone No. (495) 531-64-81	