



(51) International Patent Classification:  
*H04M 3/42* (2006.01)

(21) International Application Number:  
PCT/US2017/016873

(22) International Filing Date:  
8 February 2017 (08.02.2017)

(25) Filing Language: English

(26) Publication Language: English

(30) Priority Data:  
62/292,835 8 February 2016 (08.02.2016) US  
15/424,903 6 February 2017 (06.02.2017) US  
201744004391 7 February 2017 (07.02.2017) IN

(71) Applicant: **KIRUSA, INC.** [US/US]; 139 South Street,  
Suite 205, New Providence, NJ 07974 (US).

(72) Inventors: **MUMICK, Inderpal, Singh**; 85 Swenson  
Cirlce, Berkely Heights, NJ 07922 (US). **ANAND,**  
**Surinder, Singh**; 502 Leia Ln., Highland, NJ 08904 (US).

(74) Agent: **ASHOK, Tankha**; 36 Greenleigh Drive, Sewell,  
NJ 08080 (US).

(81) Designated States (*unless otherwise indicated, for every  
kind of national protection available*): AE, AG, AL, AM,

AO, AT, AU, AZ, BA, BB, BG, BH, BN, BR, BW, BY,  
BZ, CA, CH, CL, CN, CO, CR, CU, CZ, DE, DJ, DK, DM,  
DO, DZ, EC, EE, EG, ES, FI, GB, GD, GE, GH, GM, GT,  
HN, HR, HU, ID, IL, IN, IR, IS, JP, KE, KG, KH, KN,  
KP, KR, KW, KZ, LA, LC, LK, LR, LS, LU, LY, MA,  
MD, ME, MG, MK, MN, MW, MX, MY, MZ, NA, NG,  
NI, NO, NZ, OM, PA, PE, PG, PH, PL, PT, QA, RO, RS,  
RU, RW, SA, SC, SD, SE, SG, SK, SL, SM, ST, SV, SY,  
TH, TJ, TM, TN, TR, TT, TZ, UA, UG, US, UZ, VC, VN,  
ZA, ZM, ZW.

(84) Designated States (*unless otherwise indicated, for every  
kind of regional protection available*): ARIPO (BW, GH,  
GM, KE, LR, LS, MW, MZ, NA, RW, SD, SL, ST, SZ,  
TZ, UG, ZM, ZW), Eurasian (AM, AZ, BY, KG, KZ, RU,  
TJ, TM), European (AL, AT, BE, BG, CH, CY, CZ, DE,  
DK, EE, ES, FI, FR, GB, GR, HR, HU, IE, IS, IT, LT, LU,  
LV, MC, MK, MT, NL, NO, PL, PT, RO, RS, SE, SI, SK,  
SM, TR), OAPI (BF, BJ, CF, CG, CI, CM, GA, GN, GQ,  
GW, KM, ML, MR, NE, SN, TD, TG).

**Declarations under Rule 4.17:**

— *of inventorship (Rule 4.17(iv))*

**Published:**

— *with international search report (Art. 21(3))*

(54) Title: PLACEMENT OF A MISSED CALL

(57) Abstract: A method, a missed call client application (MCCA) deployed on a calling party device, and a missed call management system (MCMS) are provided for placing a missed call from a source number of the calling party device to a destination number of a called party device. The MCMS receives the source number and the destination number from the calling party device through a data network or a telecommunication network based on a presence of connectivity between the calling party device and the data network as detected by the MCCA. The MCMS places a missed call from the source number to the destination number by placing a call to the destination number with an identification of an originator of the call as the source number and terminating the call when the call successfully reaches the destination number prior to completion of the call.



## PLACEMENT OF A MISSED CALL

### CROSS-REFERENCE TO RELATED APPLICATIONS

**[0001]** This application claims priority to and the benefit of the provisional patent application number 62/292,835 titled “Placement Of A Missed Call”, filed in the United States Patent and Trademark Office on 8 February 2016, the non-provisional patent application number 15/424,903 titled “Placement Of A Missed Call”, filed in the United States Patent and Trademark Office on 6 February 2017, and the non-provisional patent application number 201744004391 titled “Placement Of A Missed Call”, filed in the Indian Patent Office on 7 February 2017. The specifications of the above referenced patent applications are incorporated herein by reference in their entirety.

### BACKGROUND

**[0002]** As mobile networks have evolved, calls can be made and received from phones through voice networks and data networks, for example, using a global system for mobile communications (GSM) standard, a code division multiple access (CDMA) standard, a long-term evolution (LTE) standard, etc. Applications can also be run on data enabled phones, for example, smartphones, to allow users to obtain various services through the data networks. However, to place a call from one phone to another phone, a calling party device that originates the call needs to be authenticated by a network through which the call will be connected. To be authenticated by the network, the calling party device must have either a prepaid credit balance usable towards calls or a postpaid account for billing for voice communication or data communication. If the calling party device does not have credit for voice communication, then a calling party using the calling party device is unable to place the call through a voice network. Similarly, if the calling party device does not have credit for data communication, then a calling party using the calling party device is unable to place the call or initiate any other communication through a data network. Even though missed calls to a number are free, if the calling party device does not have credit for voice communication or data communication, the calling party is

unable to place a missed call. Hence, there is a need for placing a missed call in the absence of credit in the calling party device for voice communication or data communication.

**[0003]** In another scenario, when the calling party device has a prepaid credit balance or a postpaid billing account but does not have a facility to place a call to an international number, the calling party is unable to place a missed call to the international number. In yet another scenario, the calling party device has a prepaid credit balance or a postpaid billing account but the calling party does not want to place a paid call to another number and would instead like to place a missed call that will be free. In this scenario, the calling party cannot be sure that the call will not be charged even though the calling party only wants to place a missed call. For example, if a called party picks up the call before the calling party terminates the call, the calling party will be charged. Hence, there is a need for a method and a system that ensure that the call placed is a missed call and not a paid call.

**[0004]** In yet another scenario, a calling party may have multiple numbers. However, at a particular time, the calling party may have access to just one of the multiple numbers. The calling party is unable to place a missed call from one of the other numbers to which the calling party does not have access. Hence, there is a need for placing a missed call from any number owned by a calling party using a calling party device with one of the numbers owned by the calling party.

**[0005]** In yet another scenario, the calling party may not have a calling party device with any of the numbers but may have a smartphone or a tablet from which the calling party may want to initiate placement of a missed call. Hence, there is a need for placing a missed call from any number owned by a calling party using any other calling party device.

**[0006]** Hence, there is a long felt need for a method and a system that place a missed call from any one of multiple source numbers of a calling party device to a destination

number of a called party device. Moreover, there is a need for a method and a system that place the missed call in the absence of credit for voice communication in the calling party device. Furthermore, there is a need for a method and a system that place the missed call in the absence of credit for data communication in the calling party device. Furthermore, there is a need for a method and a system that place the missed call from any number owned by a calling party using any other calling party device. Furthermore, there is a need for a method and a system that place the missed call to an international number in the absence of an international calling facility. Furthermore, there is a need for a method and a system that ensure that the call placed is a missed call and not a paid call.

## SUMMARY OF THE INVENTION

**[0007]** This summary is provided to introduce a selection of concepts in a simplified form that are further disclosed in the detailed description of the invention. This summary is not intended to determine the scope of the claimed subject matter.

**[0008]** The method and the system disclosed herein address the above mentioned need for placing a missed call from any one of multiple source numbers of a calling party device to a destination number of a called party device. Moreover, the method and the system disclosed herein place the missed call in the absence of credit for voice communication in the calling party device. Furthermore, the method and the system disclosed herein place the missed call in the absence of credit for data communication in the calling party device. Furthermore, the method and the system disclosed herein place the missed call from any number owned by a calling party using any other calling party device. Furthermore, the method and the system disclosed herein place the missed call to an international number in the absence of an international calling facility. Furthermore, the method and the system disclosed herein ensure that the call placed is a missed call and not a paid call.

**[0009]** The method disclosed herein employs a missed call management system (MCMS) comprising at least one processor configured to execute computer program

instructions for placing a missed call from a source number of a calling party device to a destination number of a called party device. A missed call client application (MCCA) implemented on the calling party device captures an intent of a calling party to place the missed call along with a selection of a source number from a list of authenticated source numbers associated with the calling party's user account and the destination number of the called party device. The MCCA then detects a presence of connectivity between the calling party device and a data network. The MCCA communicates a request to place a missed call to the destination number along with the source number to identify an originator of the call, and the destination number, to the MCMS through the data network or a telecommunication network based on the detected presence of connectivity between the calling party device and the data network. The MCMS receives the source number and the destination number from the MCCA on the calling party device through the data network or the telecommunication network based on the detected presence of connectivity between the calling party device and the data network. That is, the MCMS receives the source number and the destination number from the MCCA on the calling party device through the data network if the MCCA on the calling party device is connected to the data network. If the MCCA on the calling party device is not connected to the data network, the MCMS receives the source number and the destination number from the MCCA on the calling party device through the telecommunication network using, for example, a voice network, an unstructured supplementary service data (USSD) gateway, or a short message service center (SMSC). The MCMS places a missed call from the source number of the calling party device to the destination number of the called party device by placing a call to the destination number with an identification of the originator of the call as the source number and terminating the call when the call successfully reaches the destination number prior to completion of the call.

**[0010]** In one or more embodiments, related systems comprise circuitry and/or programming for effecting the methods disclosed herein. The circuitry and/or programming can be any combination of hardware, software, and/or firmware configured to effect the methods disclosed herein depending upon the design choices of a system

designer. Also, various structural elements can be employed depending on the design choices of the system designer.

## BRIEF DESCRIPTION OF THE DRAWINGS

**[0011]** The foregoing summary, as well as the following detailed description of the invention, is better understood when read in conjunction with the appended drawings. For the purpose of illustrating the invention, exemplary constructions of the invention are shown in the drawings. However, the invention is not limited to the specific methods and components disclosed herein. The description of a method step or a component referenced by a numeral in a drawing is applicable to the description of that method step or component shown by that same numeral in any subsequent drawing herein.

**[0012]** FIG. 1 illustrates a method for placing a missed call from a source number of a calling party device to a destination number of a called party device by a missed call management system.

**[0013]** FIG. 2 illustrates a method for placing a missed call from a source number of a calling party device to a destination number of a called party device using a missed call client application deployed on the calling party device.

**[0014]** FIG. 3 exemplarily illustrates a system for placing a missed call from a source number of a calling party device to a destination number of a called party device.

**[0015]** FIG. 4 exemplarily illustrates communication between the missed call client application implemented on a calling party device and a missed call server application implemented on a missed call server of the missed call management system.

**[0016]** FIG. 5 exemplarily illustrates communication between the missed call server and a missed call placement application implemented on a missed call media platform of

the missed call management system for placing a missed call from a source number of a calling party device to a destination number of a called party device.

**[0017]** FIG. 6 exemplarily illustrates communication between a calling party device and the missed call server of the missed call management system through a data network for placing a missed call from a source number of the calling party device to a destination number of a called party device.

**[0018]** FIG. 7 exemplarily illustrates communication between a calling party device and the missed call server of the missed call management system through an interactive voice response media platform for placing a missed call from a source number of the calling party device to a destination number of a called party device.

**[0019]** FIG. 8 exemplarily illustrates communication between a calling party device and the missed call server of the missed call management system through a short message service center for placing a missed call from a source number of the calling party device to a destination number of a called party device.

**[0020]** FIG. 9 exemplarily illustrates communication between a calling party device and the missed call server of the missed call management system through an unstructured supplementary service data gateway for placing a missed call from a source number of the calling party device to a destination number of a called party device.

**[0021]** FIG. 10 exemplarily illustrates an architectural diagram of the system for placing a missed call from a source number of a calling party device to a destination number of a called party device.

## DETAILED DESCRIPTION OF THE INVENTION

**[0022]** FIG. 1 illustrates a method for placing a missed call from a source number of a calling party device to a destination number of a called party device by a missed call

management system (MCMS). As used herein, “source number” refers to one of one or more numbers owned by a user of the calling party device. The source number is associated with the calling party device. Also, as used herein, “destination number” refers to a number of the called party device to which the MCMS places the missed call. Also, as used herein, “calling party” refers to a user who wants to place a missed call to a called party, using a calling party device. Also, as used herein, “called party” refers to a user who is a recipient or an intended recipient of the missed call. Also, as used herein, “calling party device” and “called party device” refer to user devices capable of communication and placing and receiving calls, for example, phones, smartphones, tablet devices, computers capable of making calls, and any other type of communication device. Also, as used herein, “user devices” refer to electronic devices, for example, personal computers, tablet computing devices, mobile computers, mobile phones, smartphones, portable computing devices, personal digital assistants, laptops, wearable computing devices such as the Google Glass<sup>®</sup> of Google Inc., the Apple Watch<sup>®</sup> of Apple Inc., etc., touch centric devices, client devices, portable electronic devices, network enabled computing devices, interactive network enabled communication devices, gaming devices, image capture devices, any other suitable computing equipment, combinations of multiple pieces of computing equipment, etc. A user device associated with the calling party is referred to as the “calling party device”. A user device associated with the called party is referred to as the “called party device”. The method disclosed herein employs the MCMS comprising at least one processor configured to execute computer program instructions for placing a missed call from a source number of a calling party device to a destination number of a called party device. In an embodiment, a missed call client application (MCCA) is provided on the calling party device. The MCCA is a software application downloadable and usable on the calling party device. In an embodiment, the MCCA is configured as a mobile application, for example, a smartphone application or an application for any feature phone. In an embodiment, the MCCA allows a user to initiate placement of a missed call when the user does not have access to a calling party device with any of the numbers owned by the user, but has access to a smartphone or a tablet from which the user may want to initiate placement of a missed call. The MCCA communicates with the MCMS via a network, for example, a data network.



**[0023]** The missed call management system (MCMS), in communication with the missed call client application (MCCA) implemented on the calling party device, authenticates and validates the source number associated with the calling party device. The MCCA and the MCMS set up a user account for the user of the calling party device using a number provided by the user. To ensure that the user owns the number provided by the user, the MCMS validates the number using one of multiple methods comprising, for example, receiving a validation code captured by the MCCA from the user and matching the received validation code with the validation code sent by the MCMS to the number via a short message service (SMS) message, receiving a validation code captured by the MCCA from the user and matching the received validation code with the validation code played on an outbound dialing (OBD) call initiated by the MCMS, receiving a confirmation from the MCCA that an SMS message sent from the MCMS to the number to be validated is received on the calling party device indicating that the calling party device contains a subscriber identity module (SIM) with the number to be validated, receiving an SMS message sent from the MCCA on the calling party device to a predetermined number and matching the source number of the SMS with the number to be validated, receiving a missed call placed by the MCCA on the calling party device to a predefined number and matching an originating number of the missed call with the number to be validated, etc. The MCMS designates the number used for setting up the user account as a primary number for the user account. The MCMS then receives any additional numbers owned by the user and validates each number using one of the methods disclosed above. The MCMS designates each of the additional numbers as secondary numbers for the user account. The MCMS allows the user to set any of the validated numbers as the primary number for the user account. Moreover, the MCMS allows the user to remove any of the secondary numbers from the user account and also the primary number after receiving another validated number as the new primary number. The MCMS authenticates the source number by checking whether the source number is one of the numbers in the user account. In an embodiment, the MCMS, in communication with the MCCA, authenticates and validates one of the numbers in the user account to obtain the source number. In an embodiment, when there is only one number in the user

account, the MCMS automatically obtains the source number as the number from the user account. When there are multiple numbers in the user account, the MCCA allows the user to select any one of the numbers for placing the missed call. A generic computer using a generic program cannot authenticate and validate the source number in accordance with the method steps disclosed above.

**[0024]** The missed call client application (MCCA) implemented on the calling party device detects **101** a presence of connectivity between the calling party device and a data network. As used herein, “data network” refers to a communication network over which data can be transferred, for example, between user devices, between a server and a user device, etc. Examples of the data network comprise the Internet, an intranet, a wireless network, a communication network that implements Bluetooth<sup>®</sup> of Bluetooth Sig, Inc., a network that implements Wi-Fi<sup>®</sup> of Wi-Fi Alliance Corporation, a cellular operator’s data network such as a telecommunication carrier’s mobile data network, a third generation (3G) mobile communication network, a fourth generation (4G) mobile communication network, a fifth generation (5G) mobile communication network, a long-term evolution (LTE) mobile communication network, an ultra-wideband communication network (UWB), a wireless universal serial bus (USB) communication network, a communication network that implements ZigBee<sup>®</sup> of ZigBee Alliance Corporation, a general packet radio service (GPRS) network, an internet connection network, an infrared communication network, etc., or a network formed from any combination of these networks.

**[0025]** The calling party device can be connected to the Wi-Fi<sup>®</sup> network through a Wi-Fi<sup>®</sup> capability of the calling party device. The calling party device can be connected to the cellular operator’s data network by possessing credit for connectivity between the calling party device and the cellular operator’s data network, or by obtaining free access to the cellular operator’s data network for use by the missed call management system (MCMS) through a prior authorization from the cellular operator, etc. The presence of connectivity to the data network allows the missed call client application (MCCA) to use data, an interactive voice response, a short message service, or unstructured supplementary service data to communicate with the MCMS. If the calling party device is

connected to the data network, the MCMS receives **102** the source number and the destination number from the MCCA on the calling party device through the data network. The MCCA allows the user to select the destination number from a preexisting contact in an address book on the calling party device or enter the destination number on a graphical user interface (GUI) provided by the MCCA on the calling party device.

**[0026]** If the calling party device is not connected to the data network, the missed call management system (MCMS) receives **103** the source number and the destination number from the calling party device through a telecommunication network, for example, a voice network. As used herein, “voice network” refers to a communication network over which voice information is communicated. Examples of the voice network comprise fixed line telephone networks, cellular networks implementing, for example, a global system for mobile communications (GSM) standard, a code division multiple access (CDMA) method, etc., and other voice communication networks. The missed call client application (MCCA) places a free call from the calling party device to a predetermined toll free number to which calls can be placed even if the calling party device does not possess credit for voice communication or data communication. The calls to the predetermined toll free number are automatically routed to the MCMS. The MCMS authenticates the identity of the calling party device from caller identification information received in a signaling part of the call from the MCCA. The MCMS receives the source number and the destination number from the calling party device through the routed connection, for example, via dual-tone multi-frequency (DTMF) signaling. The MCCA places the free call from the calling party device to the toll free number, has the free call routed to the MCMS, and communicates with the MCMS without requiring any input from the user of the calling party device. Moreover, if the source number for the missed call is the same as an international mobile subscriber identity (IMSI) number stored in a subscriber identity module (SIM) used by the calling party device to place the call, the MCMS does not require explicit communication of the source number from the calling party device, for example, via DTMF signaling, to the MCMS as the MCMS receives the source number from an identification of the originator of the free call to the toll free

number, for example, through a caller identification facility associated with the calling party device.

**[0027]** In an embodiment, the missed call management system (MCMS) receives the source number and the destination number from the calling party device through an unstructured supplementary service data (USSD) gateway using a USSD protocol. In another embodiment, the MCMS receives the source number and the destination number from the calling party device through a short message service center (SMSC) by sending messages to a zero-rated number through the missed call client application implemented on the calling party device. The data inputted to the MCMS, for example, the source number and the destination number received from the missed call client application deployed on the calling party device is transformed, processed, and executed by an algorithm in the MCMS for placement of the missed call as disclosed below.

**[0028]** The missed call management system (MCMS) employs a separate method for processing and parsing the input received from the missed call client application (MCCA) deployed on the calling party device to extract the source number and the destination number. This method is different for each mode of communication. Consider an example where the source number is “19081231234” and the destination number is “2348012341234”. In an embodiment, the MCCA sends a JavaScript object notation (JSON) object to the MCMS over a data network in the following format:

```
{  
    destination_number:“2348012341234”,  
    source_number:“19081231234”  
}
```

**[0029]** In an embodiment where the source number is the same as the primary number of the user account, the missed call client application (MCCA) optionally sends only the destination number in the JavaScript object notation (JSON) object to the missed call management system (MCMS). If the MCMS does not receive the source number in the

JSON object, the MCMS uses the primary number of the user account associated by the MCCA as the source number. If the source number is same as the primary number, the MCCA sends the JSON object to the MCMS in the following format:

```
{  
    destination_number:"2348012341234"  
}
```

**[0030]** Over an interactive voice response (IVR), the missed call client application (MCCA) calls a toll free number and then sends the destination number, and optionally the source number using dual-tone multi-frequency (DTMF) signaling. For example, the MCCA sends digits 2348012341234, the destination number followed by # followed by 19081231234, the source number. The source number is optional if the MCCA is initiating the IVR call from the calling party device with the subscriber identity module (SIM) associated with the source number. In another example, over the IVR, if the toll free number is 18001231234, a dial string called by the MCCA is of the form 18001231234,,2348012341234#19081231234#. The MCMS receives the digits dialed by the MCCA after the pause as a DTMF input, and parses the digits to extract the destination number and the source number. If the MCMS does not receive the source number in the dial string, the MCMS uses the originator of the call received from the MCCA as the source number.

**[0031]** The missed call management system (MCMS) employs a similar method for short message service (SMS) and unstructured supplementary service data (USSD). The examples for SMS and USSD are disclosed below. For the SMS, the missed call client application (MCCA) sends an SMS message to the toll free number with a message along the following lines:

TO 2348012341234 FROM 19081231234

**[0032]** In an embodiment, when a short message service (SMS) message is sent by the missed call client application (MCCA) on the calling party device that has the subscriber identity module (SIM) with the source number to the missed call management system (MCMS), the MCCA sends the SMS message with only the destination number in the message along the following lines:

TO 2348012341234

**[0033]** If the missed call management system (MCMS) does not receive the source number in the short message service (SMS) message, the MCMS determines the source number based on the identity of the calling party device.

**[0034]** For unstructured supplementary service data (USSD), the missed call client application (MCCA) dials a USSD string comprising a USSD command assigned to the missed call management system (MCMS), followed by the destination number and optionally the source number, with \* as a separator and # as a terminator. For example, the USSD string \*6477\*2348012341234\*19081231234# comprises a command, “\*6477\*”, followed by the destination number 2348012341234, followed by the source number 19081231234, with \* as the separator and # as the terminator. In an embodiment, the MCCA sends the USSD string as \*6477\*2348012341234# where the source number is not included, but is determined based on the identity of the calling party device.

**[0035]** The missed call management system (MCMS) places **104** a call to the destination number with the identification of the originator of the call as the source number. In an embodiment, the MCMS places a short outbound call to the destination number through a telecommunication network. In this embodiment, the MCMS employs an integrated services digital network (ISDN) and an integrated services user part (ISUP) signaling to place the short outbound call. The MCMS sends an initial address message (IAM) with the number of the calling party device being set as the source number received from the missed call client application (MCCA), and the number of the called party device being set as the destination number received from the MCCA. The MCMS

monitors the progress of the call to receive an indication of the call successfully reaching the destination number, for example, a ringtone of the called party device in the form of an address completion message (ACM) received by the MCMS from the data network with a called party status set as “Subscriber Free” indicating that the called party device has been alerted. In an embodiment, the MCMS monitors the progress of the call to receive an indication of the call successfully reaching the destination number, for example, in the form of a call progress (CPG) message with an “Alerting” status received by the MCMS after receiving an “Early ACM” with the called party status set as “No Indication”. In another embodiment, the MCMS employs a session initiation protocol (SIP) to place the short outbound call. The MCMS terminates **105** the call when the call successfully reaches the destination number, prior to completion of the call, thereby placing the missed call from the source number of the calling party device to the destination number of the called party device. The missed call placed by the MCMS is such that an indication of the missed call appears on a call log of the called party device. The indication of the missed call placed by the MCMS is identical to that of a call from the calling party device missed by the called party device due to a failure to pick up the call by the called party device. In an embodiment, the MCMS sends **106** a status of the placement of the missed call from the source number of the calling party device to the destination number of the called party device to the missed call client application (MCCA) implemented on the calling party device. A generic computer using a generic program cannot perform the method steps **104**, **105**, and **106** in accordance with the method steps disclosed above.

**[0036]** In an embodiment, when the placement of the call to the destination number by the missed call management system (MCMS) is unsuccessful, that is, when the MCMS is unable to ring, that is, connect to, the destination number, for example, because the destination number is out of coverage area of the telecommunication network or the called party device with the destination number is switched off, the MCMS sends a missed call alert notification, for example, as a short message service (SMS) message to the destination number indicating that the source number was trying to place a call to the destination number at a specified time. The MCMS authenticates the source number by

checking whether the source number is one of the numbers in the user account independent of the numbers present in the calling party device. Hence, the MCMS places the missed call from one of multiple source numbers owned by the user of the calling party device to a destination number of a called party device based on a selection of the source number for the missed call by the user of the calling party device. Moreover, the MCMS places the missed call independent of a presence or an absence of credit for one or more of a voice communication, a short message service (SMS) communication, and a data communication in the calling party device.

**[0037]** In an embodiment, the missed call management system (MCMS) places the missed call from the source number of the calling party device to the destination number of the called party device using a missed call server that is in the same geographical location as that of a telecommunication network or a data network of the source number. In an example, when the user of the calling party device intends to place a missed call to an international number, the MCMS uses the missed call server that is in the same geographical location as that of the telecommunication network or the data network of the source number. In another embodiment, the MCMS places the missed call from the source number of the calling party device to the destination number of the called party device using a missed call server that is in the same geographical location as that of a telecommunication network or a data network of the destination number. In another embodiment, the MCMS places the missed call from the source number of the calling party device to the destination number of the called party device using a missed call server that is in a geographical location different from the geographical location of the telecommunication network or the data network of the source number. In another embodiment, the MCMS places the missed call from the source number of the calling party device to the destination number of the called party device using a missed call server that is in a geographical location different from the geographical location of the telecommunication network or the data network of the destination number. In another embodiment, the MCMS places the missed call from the source number of the calling party device to the destination number of the called party device using a missed call server that is in the same geographical location as that of the telecommunication network



or the data network of both the source number and the destination number. In another embodiment, the MCMS places the missed call from the source number of the calling party device to the destination number of the called party device using a missed call server that is in a geographical location different from the geographical location of the telecommunication network or the data network of both the source number and the destination number. The selection of the geographical location of the telecommunication network or the data network depends, for example, on the relationship between a provider of the missed call placement service implemented by the MCMS and the telecommunication networks or data networks available in different geographical localities, the cost of using various telecommunication networks or data networks, and the quality of the service provided by the telecommunication networks or data networks. The MCMS places the missed call to the international number through the missed call server. Hence, the MCMS places the missed call to the international number independent of a presence of a facility for calling international numbers in the calling party device. Furthermore, the MCMS ensures that the call placed to the destination number is a missed call that does not incur a cost charge by automatically terminating the call when the call successfully reaches the destination number prior to completion of the call without a need for any user input.

**[0038]** In an embodiment, the missed call management system (MCMS) determines whether the calling party associated with the calling party device and the called party associated with the called party device are qualified for the placement of the missed call from the source number of the calling party device to the destination number of the called party device at a particular time based on one or more of multiple predetermined parameters. The predetermined parameters comprise, for example, time of reception of a missed call request from the missed call client application, time of placement of the missed call, call history, a profile of the calling party, a profile of the called party, time of day, load on the MCMS also referred to as “system load”, etc. In an example, the MCMS determines that the calling party or the calling party device, as identified by the source number, does not qualify for placing the missed call at a particular time because of a high frequency of missed call requests to one or more destination numbers at a particular time.

In another example, the MCMS determines that the called party or the called party device, as identified by the destination number, does not qualify for placement of the missed call at a particular time because of receiving a recent request from the destination number for placing a missed call indicating that the called party device as identified by the destination number does not have sufficient credit to place a return call to the calling party device.

**[0039]** For each user identified by a number, the missed call management system (MCMS) dynamically generates a profile based on different data collected about the user. In an embodiment, the MCMS comprises a profiling module that collects profile data of the user to dynamically generate the profile. The profile data comprises, for example, the user's call history comprising calls attempted and calls answered, duration of the answered calls, calls attempted but not answered due to the called party device not being reachable, the called party device being busy, or the called party not answering the calls, calls attempted but not completed due to the calling party hanging up before the called party answers the calls, calls attempted but failed due to an insufficient balance in the user's prepaid account, a category of the destination number, for example, on-net calls, national off-net calls, or international calls attempted and the calls answered, etc. As used herein, "on-net calls" refer to calls between a calling party and a called party subscribed to the same carrier network. Also, as used herein, "off-net calls" refer to calls between a calling party and a called party subscribed to different carrier networks. The profile data further comprises, for example, data about calls attempted and calls answered where the user is the called party, data about the frequency and amount of recharges to the user's prepaid account, and a snapshot of balance in the user's prepaid account at a different time. The profiling module collects the profile data as part of integrating the MCMS with a carrier network. In an embodiment, the profiling module collects the profile data as part of other services being offered to the subscribers of the carrier network.

**[0040]** The missed call management system (MCMS) determines whether a user, that is, a calling party or a called party is qualified for the placement of the missed call from the source number of a calling party device to the destination number of a called party

device based on the profile data. In an embodiment, the MCMS provides a high qualification score to the called party as a potential recipient of a missed call based on multiple factors comprising, for example, factors that indicate a likelihood of the called party making a callback such as a high frequency of call attempts that are successfully answered, a high average recharge amount, a higher average balance in the called party's prepaid account, a higher average amount recharged and/or spent per unit time, a high average call duration of calls attempted and calls answered, a low percentage of calls attempted with an insufficient balance, the length of using the carrier network's service and making the answered calls, etc. The factors that indicate a likelihood of the called party receiving the missed call comprise, for example, percentage of call attempts to the called party device that are successfully answered and call attempts that are incomplete due to the called party device not being reachable, or due to the called party device being busy, or due to the called party not answering the call. The MCMS provides a high qualification score to the calling party as a potential sender of the missed call based on multiple factors comprising, for example, a high frequency of receiving calls that are answered, a high rate of answering incoming calls, a high average call duration of the incoming calls, a low rate of attempting calls that are disconnected by the calling party, length of using the carrier network's service, making and receiving answered calls, etc. The MCMS computes a qualification score for a user, both as a potential sender of a missed call and as a potential recipient of a missed call. The MCMS calculates and updates the qualification score dynamically based on processing of a substantial amount of data points in the profile data.

**[0041]** In an embodiment, the missed call management system (MCMS) computes multiple sub-scores as part of the qualification score. The sub-scores comprise long term sub-scores and recent sub-scores. The MCMS computes the long term sub-scores by processing the collected profile data, with the recent profile data being given a slightly higher weightage compared to the previous profile data. One of the long term sub-scores determines whether the called party, that is, the recipient of the missed call is likely to have a sufficient balance to make a callback. Another long term sub-score determines an expected value of the callback from the called party and is based on data points in the

profile data that indicate whether calls made by the calling party are answered by the called party and the average call duration of the calls. The recent sub-scores are substantially based on recent data points in the profile data. One recent sub-score determines whether the called party, that is, the recipient of the missed call has sufficient balance to make a callback and is based on data points comprising, for example, type of the most recent call attempt, that is, the call attempted and the call answered, or the call attempted but not answered, or the call attempted but failed due to an insufficient balance, the most recent known prepaid account balance of the called party, etc. Another recent sub-score determines whether the called party is likely to receive the missed call as a recipient and is based on a recent call attempt by the called party, or a recent call attempt received and answered by the called party, or a recent call attempt made to the called party that was incomplete due to the called party device not being reachable, or due to the called party device being busy, or due to the called party not answering the call.

**[0042]** In another embodiment, the missed call management system (MCMS) has a capacity for placing missed calls, for example, a capacity of about 100,000 missed call attempts in an hour, or a maximum of 50 concurrent missed call attempts. Based on a current rate of receiving call attempts with insufficient balance, the MCMS adjusts a threshold for qualifying a user, that is, a calling party or a called party for placing a missed call upward or downward to not exceed the available capacity and to not leave the available capacity unused. For example, when the rate of receiving call attempts with insufficient balance is high, the MCMS adjusts the threshold for qualifying a user to place the missed call upward to keep the number of missed call attempts below the available capacity. When the rate of receiving call attempts with insufficient balance is low, the MCMS lowers the threshold for qualifying the user to place the missed call without falling below a minimum threshold and without violating other business rules to take advantage of the higher capacity available. A generic computer using a generic program cannot determine whether the calling party or the calling party device and the called party or the called party device are qualified for the placement of the missed call from the source number of the calling party device to the destination number of the called

party device based on one or more of multiple predetermined parameters in accordance with the method steps disclosed above.

**[0043]** Consider an example where the missed call management system (MCMS) is in operable communication with the missed call client application (MCCA) configured, for example, as a mobile application such as a smartphone application or an application for any phone that is data enabled and installed on a phone belonging to a user. The MCMS places missed calls from any one of multiple numbers owned by the user to any other number B. The MCMS implements a method that allows a user to place a missed call from a mobile number A1 to any other number B by using the MCCA deployed on the phone to specify the mobile number A1 and the number B. The MCCA can operate on smartphones and on feature phones. The MCCA operates with or without a data network. The user sets up a user account in the MCCA using a mobile number A1 owned by the user. At any time when the user wants to place a missed call to the number B, the user uses the MCCA to indicate an intention to place a missed call from the mobile number A1 to the number B. The MCCA communicates the intention of the user to place the missed call from the mobile number A1 to the number B to the MCMS. The communication between the MCCA and the MCMS occurs over a data network or a telecommunication network such as a voice network, regardless of whether the user has voice credit or not, and regardless of whether the user has data credit or not. The MCCA communicates with the MCMS over the telecommunication network or the data network managed by a carrier network. In an embodiment, the MCCA communicates with the MCMS over a data network, for example, the Wi-Fi<sup>®</sup> network that is not managed by a carrier network.

**[0044]** The missed call management system (MCMS) acquires the mobile number A1 as the source number and the number B as the destination number from the MCCA. The MCMS then places a short outbound call to the number B as the destination number, and masks its source number to be the mobile number A1. That is, the MCMS changes the automatic number identification (ANI) to the mobile number A1. The MCMS monitors the progress of the call, waits till a phone with the number B rings, and then immediately

drops the call. A user of the phone with the number B believes that he or she has received a call from the mobile number A1. The call appears on a call log of the user's phone with the number B as a missed call, as if the user of the phone with the mobile number A1 had called the user of the phone with the number B and the user of the phone with the number B had not picked up the phone and not accepted the call.

**[0045]** The above scenario works even if the phone with the mobile number A1 does not have any credit for making voice calls. Consider the following cases: In one case, the user is connected to a data network. This may take several forms, for example, connectivity to a Wi-Fi<sup>®</sup> network, connectivity to a cellular operator's data network using a data plan for which the user of the phone with the mobile number A1 has already paid, or for which the user has credit, or connectivity to the cellular operator's data network with the cellular operator having white labeled the missed call client application (MCCA), that is, made use of the MCCA on the cellular operator's data network free of charge. In this case, the missed call management system (MCMS) receives information about the mobile number A1 and the number B from the MCCA using the data network.

**[0046]** Consider another example where the user's phone is not connected to a data network, but is connected to a telecommunication network, for example, a voice network. The missed call client application (MCCA) implemented on the user's phone detects that there is no data connectivity, and makes a voice call to a preconfigured toll free number, to which calls can be made even if the user does not have credit for a voice call since the number is toll free. Calls to this toll free number are routed to the missed call management system (MCMS), and the MCCA then enters the mobile number A1 and the number B via dual-tone multi-frequency (DTMF) signaling. These processes occur in the background, without the user having to dial these numbers. If the mobile number A1 is in the phone that makes the voice call to the toll free number, then the mobile number A1 does not need to be entered using the DTMF signaling as the mobile number A1 can be read by the MCMS from a caller identification of the incoming call to the toll free number.

**[0047]** Consider another example where the user's phone is not connected to a data network, but is connected to a telecommunication network, for example, a global system for mobile communications (GSM) network, using unstructured supplementary service data (USSD). The missed call client application (MCCA) detects that there is no data connectivity, and sends a USSD code to the telecommunication network, which includes the mobile number A1 of the user and the number B to which the user wants to send a missed call. The USSD code is routed to the missed call management system (MCMS). These processes occur in the background, without the user having to dial the USSD code. Moreover, if the mobile number A1 is in the phone of the user, then the mobile number A1 does not need to be entered as a part of the USSD code. The MCMS reads the mobile number A1 from an identifier (ID) from which the USSD code is coming. An example of a USSD command that can be used comprises characters \*6477\* followed by the source number followed by the separator \* and then the destination number followed by the terminator # as follows:

\*6477\*<Source Number>\*<Destination Number>#

**[0048]** An unstructured supplementary service data (USSD) server in the telecommunication network processes the USSD command and passes the processed USSD command via the USSD gateway to the missed call management system (MCMS). The source number of the calling party device and the destination number of the called party device are therefore communicated to the MCMS.

**[0049]** Consider another example where the user's phone is not connected to a data network, but is able to send short message service (SMS) messages to a zero-rated number through the telecommunication network. The missed call client application (MCCA) on the user's phone detects that there is no data connectivity, and sends an SMS message to the zero-rated number. The SMS message includes the mobile number A1 of the user and the number B to which the user wants to send a missed call. The SMS message is routed to the missed call management system (MCMS). The aforementioned communications occur in the background, without the user having to type the SMS

message. An example of an SMS message sent to the zero-rated number by the MCCA is as follows:

“FROM <Source Number> TO <Destination Number>”, or  
“TO <Destination Number>”

**[0050]** A short message service center (SMSC) server in the telecommunication network processes the short message service (SMS) message and passes the processed SMS message to the missed call management system (MCMS). The calling party number, that is, the source number, and the called party number, that is, the destination number are therefore communicated to the MCMS.

**[0051]** FIG. 2 illustrates a method for placing a missed call from a source number of a calling party device to a destination number of a called party device using the missed call client application (MCCA) deployed on the calling party device. In the method disclosed herein, the MCCA is executable by at least one processor configured to execute computer program instructions for placing a missed call from a source number of the calling party device to a destination number of the called party device. The MCCA implemented on the calling party device captures the intent of the user to place a missed call along with a selection of a source number from a list of authenticated source numbers associated with the user account and the destination number of the called party device. In an embodiment, the MCCA, in communication with the missed call management system (MCMS), authenticates one of multiple numbers of the calling party device to obtain the source number. The MCCA receives **201** the destination number from the calling party device via a graphical user interface (GUI) provided by the MCCA on the calling party device. The MCCA detects **202** a presence of connectivity between the calling party device and a data network. If the calling party device is connected to the data network, the MCCA communicates **203** a request to place a call to the destination number along with the source number to identify an originator of the call, and the destination number, to the MCMS through the data network. If the calling party device is not connected to the data network, the MCCA communicates **204** a request to place a call to the destination



number along with the source number to identify the originator of the call, and the destination number, to the MCMS through a telecommunication network. The MCMS places the call to the destination number and terminates the call when the call successfully reaches the destination number prior to completion of the call, thereby placing the missed call from the source number of the calling party device to the destination number of the called party device as disclosed in the detailed description of FIG. 1. The MCMS sends the status of the placement of the missed call to the MCCA. The MCCA receives **205** the status of the placement of the missed call from the source number of the calling party device to the destination number of the called party device from the MCMS.

**[0052]** In an embodiment where the calling party device attempts to contact the called party device, for example, by placing a call, sending a short message service (SMS) message, sending an instant message over the data network, etc., but fails due to an absence of credit for a voice communication, and/or an SMS communication, and/or a data communication in the calling party device, the missed call client application (MCCA) implemented on the calling party device detects the unsuccessful attempt by the calling party device to contact the called party device from the source number to the destination number. In an embodiment, on detecting the unsuccessful attempt by the calling party device to contact the called party device from the source number to the destination number, the MCCA communicates with a contact completion application similar to a call completion application implemented on the calling party device as disclosed in non-provisional patent application number 14/105,158 titled “Sender Driven Call Completion System” filed in the United States Patent and Trademark Office on December 12, 2013, now issued as US Patent No. 9185227 and incorporated herein by reference in its entirety, for providing options to the user of the calling party device to contact the called party device. The contact completion application generates a request defining multiple options for contacting the called party device and renders the generated request on a graphical user interface (GUI) of the calling party device. One of the options is, for example, sending a missed call alert notification to the called party device by placement of a missed call from the source number of the calling party device to the

destination number of the called party device by the missed call management system (MCMS). The rendered request prompts the user of the calling party device to select one of the options via the GUI. When the user selects the option to send a missed call alert notification to the called party device, the MCCA communicates a request to the MCMS to initiate placement of a missed call from the source number of the calling party device to the destination number of the called party device.

**[0053]** The missed call management system (MCMS) implements one or more specific computer programs for placing a missed call from a source number of a calling party device to a destination number of a called party device. The MCMS receives a request from the missed call client application deployed on the calling party device to place the missed call from any number owned by a calling party using any other calling party device. The MCMS processes and transforms the request with the source number and the destination number for placing the missed call to the destination number of the called party device with an identification of an originator of the call as the source number.

**[0054]** The method disclosed herein improves the functionality of the computer and provides an improvement in communication related technology related to placement of a missed call from a source number of a calling party device to a destination number of a called party device as follows: On implementing the method disclosed herein, the missed call management system (MCMS), in communication with the missed call client application (MCCA) deployed on the calling party device, places a free call to a toll free number without requiring any input from a calling party and without credit for voice communication or data communication. The MCMS monitors the progress of the call successfully reaching the destination number, terminates the call prior to completion of the call, and sends a status of the placement of the missed call from the source number and the destination number to the MCCA on the calling party device. The MCMS profiles and scores the calling party and the called party identified by the source number and the destination number respectively, to determine whether the calling party and the called party qualify for the placement of the missed call. The MCMS, through the use of separate and autonomous computer programs, places a missed call (a) from any one of

multiple source numbers associated with the calling party device to the destination number of the called party device with an identification of an originator of the call as the source number in the absence of credit for voice communication or data communication in the calling party device, or (b) from any number owned by a calling party using any other calling party device. The MCMS, through the use of separate and autonomous computer programs, also places a missed call to an international number in the absence of an international calling facility, and ensures that the call placed to the international number or any destination number is a missed call and not a paid call. The MCMS employs the missed call server and a missed call media platform to transform the user's intent to place a missed call to a called party device in the absence of credit for voice communication or data communication, or in the absence of an international calling facility, or in the absence of access to one of the numbers or one or more of multiple calling party devices owned by the user, into a placement of the missed call from a source number of a calling party device to a destination number of the called party device as disclosed in the detailed descriptions of FIGS. 3-5. The method disclosed herein provides an improvement in how a short outbound call is placed, monitored, and terminated as disclosed in the detailed description of FIG. 1, to ensure that the call attempted is a missed call and not an answered call. Furthermore, the method disclosed herein provides an improvement in taking a request for placing a missed call from a calling party using a calling party device and using the missed call server of the MCMS to place the missed call without the calling party device being an active element while the missed call is being placed. The MCCA in the calling party device communicates the request to the MCMS and then waits to receive the status of the missed call request from the MCMS.

**[0055]** The focus of the method and the missed call management system (MCMS) disclosed herein is on an improvement to communication technology and computer functionalities, and not on tasks for which a generic computer is used in its ordinary capacity. Accordingly, the method and the MCMS disclosed herein are not directed to an abstract idea. Rather, the method and the MCMS disclosed herein are directed to a specific improvement to the way the processors in the MCMS and the calling party device operate, embodied in, for example, authenticating and validating the source

number received from the missed call client application deployed on the calling party device, determining whether the calling party and the called party are qualified for placement of the missed call, placing a missed call request to a missed call server application deployed on the missed call server and a missed call placement application deployed on the missed call media platform, detecting the presence of communication between the calling party device, the missed call server, the missed call media platform, and the called party device, detecting a presence of connectivity between the calling party device and a data network, placing a call to the destination number with an identification of an originator of the call as the source number, and terminating the call when the call successfully reaches the destination number prior to completion of the call, thereby placing the missed call from the source number of the calling party device to the destination number of the called party device.

**[0056]** In the method disclosed herein, the design and flow of data and interactions between the calling party device, the called party device, and the missed call management system (MCMS) are deliberate, designed, and directed. The source number and the destination number received from the missed call client application deployed on the calling party device are processed by the MCMS to steer the MCMS towards a finite set of predictable outcomes. The MCMS implements one or more specific computer programs for determining whether the calling party device and the called party device qualify for placement of the missed call from the source number of the calling party device to the destination number of the called party device, and subsequently placing the missed call.

**[0057]** The interactions between the calling party device, the called party device, and the missed call management system (MCMS) allow the MCMS to place the missed call from the source number to the destination number using a missed call server that is in the same or different geographical location as that of a telecommunication network or a data network of the source number and/or the destination number. From this data, the MCMS, through the use of other, separate and autonomous computer programs, places the missed call to an international number independent of a presence of a facility for calling

international numbers in the calling party device. To receive the source number and the destination number from the missed call client application (MCCA) deployed on the calling party device, authenticate and validate one of the numbers of the calling party device to obtain the source number, send a request to the MCMS to place the missed call to the destination number of the called party device, detect a presence of connectivity between the calling party device and a data network, determine whether the calling party device and the called party device are qualified for the placement of the missed call from the source number of the calling party device to the destination number of the called party device, place a call to the destination number with an identification of an originator of the call as the source number, monitor the progress of the call to receive an indication of the call successfully reaching the destination number, terminate the call when the call successfully reaches the destination number prior to completion of the call, thereby placing the missed call from the source number of the calling party device to the destination number of the called party device, send a missed call alert notification to the destination number when the placement of the call to the destination number is unsuccessful, and providing options to contact the called party device on detection of an unsuccessful attempt by the calling party device to contact the called party device require ten or more separate computer programs and subprograms, the execution of which cannot be performed by a person using a generic computer with a generic program. The steps performed by the MCCA and the MCMS disclosed above are tangible, provide useful results, and are not abstract. The software implementation of the MCCA and the MCMS is an improvement in computer related and communication technology.

**[0058]** FIG. 3 exemplarily illustrates a system **300** for placing a missed call from a source number of a calling party device **301** to a destination number of a called party device **314**. The system **300** disclosed herein comprises the missed call client application (MCCA) **303** implemented on the calling party device **301** and the missed call management system (MCMS) **308**. In an embodiment, the MCMS **308** is a server side system comprising the missed call server **309** with the missed call server application **310**, and a missed call media platform **311** with a missed call placement application **312**. The calling party device **301** comprises the MCCA **303** for placement of the missed call and

displays a graphical user interface (GUI) **302** provided by the MCCA **303**. In an embodiment, the calling party device **301** further comprises the contact completion application **304** operably coupled to the MCCA **303**. On detecting an unsuccessful attempt by the calling party device **301** to contact the called party device **314** from the source number to the destination number, the contact completion application **304** prompts the user of the calling party device **301** to select one of multiple options, for example, sending a missed call alert notification to the called party device **314**. When the user selects the option to send the missed call alert notification to the called party device **314** via the GUI **302**, the MCCA **303** on the calling party device **301** requests the missed call server **309**, on which the missed call server application **310** is implemented, to place a missed call to the called party device **314**.

**[0059]** The missed call client application (MCCA) **303** sends a request for placing the missed call to the missed call server **309** as a data communication over a data network if the calling party device **301** is connected to the data network. In an embodiment, if the calling party device **301** is not connected to the data network, the MCCA **303** sends a request for placing the missed call to the missed call server **309**, for example, as a short message service (SMS) message through a short message service center (SMSC) **305**. In another embodiment, if the calling party device **301** is not connected to the data network, the MCCA **303** sends a request for placing the missed call to the missed call server **309**, for example, as an unstructured supplementary service data (USSD) command through a USSD gateway **306**, or in another embodiment, through an interactive voice response (IVR) request through an IVR media platform **307**. The missed call server **309** communicates with the missed call media platform **311**, on which the missed call placement application **312** is implemented, for placement of the missed call. The missed call media platform **311** places the missed call to the called party device **314** with an identification of an originator of the call as the source number, for example, through a mobile switching center (MSC) or a gateway mobile switching center (GMSC) **313**.

**[0060]** A generic device using a generic program cannot interface instantaneously with the missed call server **309** and the missed call media platform **311** of the missed call

management system (MCMS) **308** for placing a missed call from a source number of the calling party device **301** to a destination number of the called party device **314**. In the system **300** disclosed herein, the missed call server application **310** of the missed call server **309** interfaces with the missed call client application (MCCA) **303** on the calling party device **301** and the missed call placement application **312** of the missed call media platform **311** for placing the missed call from the source number of the calling party device **301** to the destination number of the called party device **314**, and therefore the system **300** disclosed herein uses more than one specifically programmed computer system.

**[0061]** FIG. 4 exemplarily illustrates communication between the missed call client application (MCCA) **303** implemented on a calling party device **301** and the missed call server application **310** implemented on the missed call server **309** of the missed call management system (MCMS) **308** exemplarily illustrated in FIG. 3. In an embodiment, the MCCA **303** comprises a missed call initiation module **303a**, an address book selection module **303b**, a number input and validation module **303c**, a communication mode selection module **303d**, a communication module **303e**, and a contact attempt analysis module **303f**. The missed call initiation module **303a** initiates a request for a missed call from a source number of the calling party device **301** to a destination number of a called party device **314** exemplarily illustrated in FIG. 3. The address book selection module **303b** stores the source number if available on the calling party device **301** and allows selection of the destination number by a user of the calling party device **301** via the graphical user interface (GUI) **302**. The number input and validation module **303c** receives the source number from the user of the calling party device **301** via the GUI **302**, if not already available, and validates the source number from one or more numbers of the user of the calling party device **301**. The number input and validation module **303c** sets up the user account for the user with the missed call server **309** using the source number as a primary number of the user account. The number input and validation module **303c** also receives the destination number from the calling party device **301**. The communication mode selection module **303d** detects a presence of connectivity between the calling party device **301** and a data network.

[0062] The communication mode selection module **303d** selects a mode of communication with the missed call server **309** based on the presence of connectivity between the calling party device **301** and the data network. The modes of communication available comprise, for example, data communication over the data network, an interactive voice response (IVR) over a voice network, short message service (SMS) messaging through a short message service center (SMSC) **305** exemplarily illustrated in FIG. 3, and unstructured supplementary service data (USSD) commands through a USSD gateway **306** exemplarily illustrated in FIG. 3 and as disclosed in the detailed description of FIG. 3. The communication mode selection module **303d** transmits the selected mode of communication to the communication module **303e**. The communication module **303e** communicates the request to place a missed call to the destination number along with the source number to identify an originator of the missed call, and the destination number, to the missed call server **309** of the missed call management system (MCMS) **308** through the data network or a telecommunication network via the selected mode of communication based on the detected presence of connectivity between the calling party device **301** and the data network. The communication module **303e** further communicates with the contact completion application **304** implemented on the calling party device **301** exemplarily illustrated in FIG. 3, on detection of the unsuccessful attempt by the calling party device **301** to contact the called party device **314** from the source number to the destination number, for providing options to contact the called party device **314** as disclosed in the detailed description of FIG. 2. The contact attempt analysis module **303f** detects an unsuccessful attempt by the calling party device **301** to contact the called party device **314** from the source number to the destination number due to an absence of credit for a voice communication, and/or a short message service communication, and/or a data communication in the calling party device **301**.

[0063] In an embodiment, the missed call server application **310** comprises a missed call attempt request processing module **310a**, a missed call attempt analysis and determination module **310f**, a missed call placement module **310g**, and a status reporting module **310h**. The missed call attempt request processing module **310a** processes the



request for the missed call with the source number and the destination number received from the missed call client application (MCCA) **303** on the calling party device **301**. The missed call attempt request processing module **310a** receives the source number and the destination number from the calling party device **301** through the data network or the telecommunication network, based on the presence of connectivity between the calling party device **301** and the data network as detected by the communication mode selection module **303d** of the MCCA **303** in the calling party device **301**. In an embodiment, the missed call attempt request processing module **310a** receives the source number and the destination number from the calling party device **301** through the telecommunication network, for example, using a voice network, and/or an unstructured supplementary service data (USSD) gateway **306**, and/or a short message service center (SMSC) **305** exemplarily illustrated in FIG. 3. The missed call attempt request processing module **310a** processes the request for the missed call through different modes of communication, for example, data communication over the data network, an interactive voice response (IVR) over the voice network, short message service (SMS) messaging through the SMSC **305**, and USSD commands through the USSD gateway **306**, using data **310b**, IVR **310c**, SMS **310d**, and USSD **310e** modules respectively. The missed call attempt analysis and determination module **310f** authenticates and validates one of the numbers of the calling party device **301**, in communication with the number input and validation module **303c** of the missed call client application (MCCA) **303** in the calling party device **301**, to obtain the source number.

**[0064]** The missed call attempt analysis and determination module **310f** analyzes missed call attempts and determines whether a calling party associated with the calling party device **301** and/or a called party associated with the called party device **314** qualify for placement of the missed call from the source number of the calling party device **301** to the destination number of the called party device **314** and reception of the missed call respectively. The missed call attempt analysis and determination module **310f** determines whether the calling party and the called party are qualified for placement and reception of the missed call respectively, based on one or more of multiple predetermined parameters comprising, for example, profiles of the calling party and the called party, time of

reception of the missed call request from the missed call client application **303**, time of placement of the missed call, call history, time of day, load on the missed call management system (MCMS) **308**, etc. In an embodiment, the missed call server application **310** further comprises the profiling module **310i** for generating profiles for the calling party and the called party using profile data as disclosed in the detailed description of FIG. 1. The missed call attempt analysis and determination module **310f** determines a status and a profile of the calling party associated with the calling party device **301** as identified by the source number and a status and a profile of the called party associated with the called party device **314** as identified by the destination number to determine whether the calling party and/or the called party qualify for placement of the missed call at that point in time. The missed call attempt analysis and determination module **310f** communicates with the profiling module **310i** for determining the profiles of the calling party and the called party. In an embodiment, the missed call attempt analysis and determination module **310f** further determines the time of day and the overall load on the MCMS **308** to determine whether the calling party and/or the called party qualify for receiving the missed call. For example, if the calling party has requested more than N number of missed calls in the last X minutes, then the calling party does not qualify to send more missed calls to avoid overuse and abuse of the missed call placement service implemented by the MCMS **308**.

**[0065]** In another example, if a missed call has already been made from the calling party device **301** to the called party device **314** in the recent past, for example, within the last fifteen minutes, then the called party device **314** does not qualify for receiving the missed call from the same calling party device **301**, when comparing an incremental value to cost. The value for placing a missed call is a callback from the called party, that is, the recipient of the missed call, to the calling party, that is, the sender of the missed call. The incremental value of placing a missed call from a calling party device **301** to a called party device **314**, a short time after placing a missed call from the same calling party device **301** to the same called party device **314**, is lower compared to the first missed call. If the called party device **314** did not respond to the first missed call, for example, due the called party device **314** not having sufficient balance, or the called party

not being interested in calling back the calling party, the chance of the called party making a callback in response to the second missed call or subsequent missed calls made within a short time interval of the prior attempts are lower. Further, the chance of a callback by the called party that receives a repeat missed call from the same calling party is lower compared to the chances of a callback due to a missed call placed from or to a different pair of the calling party device **301** and the called party device **314**. There are limited resources for placing missed calls and there is a cost for placing these missed calls. Therefore, the missed call management system (MCMS) **308** optimizes the use of these resources and limits the placement of such repeat missed calls that have a lower chance of a callback compared to other missed calls placed, thereby providing a further improvement in communication related technology related to placement of a missed call from a source number of a calling party device **301** to a destination number of a called party device **314**.

**[0066]** In another embodiment, the missed call attempt analysis and determination module **310f** determines that the calling party device **301** as identified by the source number does not qualify for placing the missed call at that time because of a high frequency of requesting missed calls to one or more destination numbers. In another embodiment, the missed call attempt analysis and determination module **310f** determines that the called party device **314** as identified by the destination number does not qualify for placing the missed call at that time because of receiving a recent request from the destination number for placing a missed call indicating that the called party device **314** as identified by the destination number does not have sufficient credit to place a return call.

**[0067]** The missed call placement module **310g** initiates placement of the missed call from the source number to the destination number by communicating with the missed call media platform **311** exemplarily illustrated in FIG. 3 and FIG. 5. The missed call placement module **310g** places a call to the destination number with an identification of an originator of the call as the source number. In an embodiment, the missed call placement module **310g** sends a request to place a call to the destination number with an identification of an originator of the call as the source number to the missed call media

platform **311**. The status reporting module **310h** reports the status of the missed call as either having successfully reached the destination number or as unsuccessful or incomplete, for example, because the called party device **314** is switched off. The status reporting module **310h** sends a status of the placement of the missed call from the source number of the calling party device **301** to the destination number of the called party device **314** to the communication module **303e** of the missed call client application (MCCA) **303** in the calling party device **301**. The missed call server **309** communicates with the missed call media platform **311** to send a missed call alert notification, for example, as a short message service (SMS) message to the destination number indicating that the source number was trying to place a call to the destination number at a specified time.

[0068] FIG. 5 exemplarily illustrates communication between the missed call server **309** and the missed call placement application **312** implemented on the missed call media platform **311** of the missed call management system (MCMS) **308** for placing a missed call from a source number of a calling party device **301** to a destination number of a called party device **314**. In an embodiment, the missed call placement application **312** comprises a missed call placement request processing module **312a**, a call initiation module **312b**, a call progress monitoring module **312c**, a call ringing detection module **312d**, a call status reporting module **312f**, a call termination module **312e**, and a missed call alert notification module **312g**. The missed call placement request processing module **312a** receives the request for placement of the missed call to the destination number from the missed call placement module **310g** of the missed call server **309** exemplarily illustrated in FIG. 4, and processes the request for placement of the missed call to the destination number. The call initiation module **312b** initiates a call to the destination number associated with the called party device **314** through the mobile switching center (MSC) or the gateway mobile switching center (GMSC) **313**. The call progress monitoring module **312c** monitors the progress of the call initiated by the call initiation module **312b** to determine whether the call successfully reaches the destination number or to check whether the call is incomplete, for example, due to the called party device **314** being switched off. The call ringing detection module **312d** detects a ringtone of the

destination number when the call successfully reaches the destination number. The call termination module **312e** terminates the call when the call successfully reaches the destination number prior to completion of the call, thereby placing the missed call from the source number of the calling party device **301** to the destination number of the called party device **314**. The call status reporting module **312f** reports a status of the call to the call termination module **312e** to allow the call termination module **312e** to terminate the call prior to completion of the call. The missed call alert notification module **312g** sends a missed call alert notification to the destination number of the called party device **314** when the placement of the call to the destination number is unsuccessful.

[0069] FIG. 6 exemplarily illustrates communication between a calling party device **301** and the missed call server **309** of the missed call management system (MCMS) **308** through a data network **601** for placing a missed call from a source number of the calling party device **301** to a destination number of a called party device **314**. Common modules **303g** of the missed call client application (MCCA) **303** implemented on the calling party device **301** comprise the modules of the MCCA **303** disclosed in the detailed description of FIG. 4, for example, the missed call initiation module **303a**, the address book selection module **303b**, the number input and validation module **303c**, the communication mode selection module **303d**, the communication module **303e**, and the contact attempt analysis module **303f** exemplarily illustrated in FIG. 4. In an embodiment, the MCCA **303** further comprises a data command generation module **303h** and a data command dispatch module **303i**. The data command generation module **303h** generates a data command requesting the MCMS **308** to place a missed call from the source number of the calling party device **301** to the destination number of the called party device **314**. The data command dispatch module **303i** sends the generated data command as a request to the missed call server **309** through the data network **601**. The MCCA **303** receives a response to the request for the missed call from the status reporting module **310h** of the missed call server **309** exemplarily illustrated in FIG. 4, which reports the status of the missed call through the data network **601**. The functions of the missed call server **309**, the missed call media platform **311**, and the mobile switching center (MSC) or the gateway

mobile switching center (GMSC) **313** are disclosed in the detailed descriptions of FIGS. **3-5**.

[0070] FIG. **7** exemplarily illustrates communication between a calling party device **301** and the missed call server **309** of the missed call management system (MCMS) **308** through an interactive voice response (IVR) media platform **307** for placing a missed call from a source number of the calling party device **301** to a destination number of the called party device **314**. In an embodiment, in addition to the common modules **303g**, the missed call client application (MCCA) **303** further comprises an IVR command generation module **303j**, an IVR dual-tone multi-frequency (DTMF) command execution module **303k**, and an IVR call placement module **303l**. The IVR command generation module **303j** generates an IVR command to be sent to the IVR media platform **307** requesting the MCMS **308** to place a missed call from the source number of the calling party device **301** to the destination number of the called party device **314** over a telecommunication network, hereinafter exemplarily referred to as a “mobile network” **701**, which is then forwarded to the missed call server **309** through the data network **601**. The IVR DTMF command execution module **303k** executes the generated IVR command by using DTMF commands for providing the source number and the destination number to the IVR media platform **307** for placement of the missed call. In an embodiment, the missed call server **309** reads the source number from an identification facility available in the mobile network **701** without requiring the calling party device **301** to explicitly provide the source number. The IVR call placement module **303l** places an IVR call to the IVR media platform **307** for initiating a request for the placement of the missed call from the source number to the destination number. The communication between the IVR media platform **307** and the calling party device **301** is a two-way communication as the communication for sending the IVR command as a request for placement of the missed call by the MCCA **303** to the MCMS **308** is carried out interactively between the calling party device **301** and the IVR media platform **307** over the mobile network **701**. The MCCA **303** receives a response to the request for the missed call from the status reporting module **310h** of the missed call server **309** exemplarily illustrated in FIG. **4**. The functions of the missed call server **309**, the missed call media platform **311**, and the

mobile switching center (MSC) or the gateway mobile switching center (GMSC) **313** are disclosed in the detailed descriptions of FIGS. **3-5**.

**[0071]** FIG. **8** exemplarily illustrates communication between a calling party device **301** and the missed call server **309** of the missed call management system (MCMS) **308** through a short message service center (SMSC) **305** for placing a missed call from a source number of the calling party device **301** to a destination number of a called party device **314**. In an embodiment, in addition to the common modules **303g**, the MCCA **303** further comprises a short message service (SMS) command generation module **303m** and an SMS command dispatch module **303n**. The SMS command generation module **303m** generates an SMS command requesting the MCMS **308** to place a missed call from the source number of the calling party device **301** to the destination number of the called party device **314**. The SMS command dispatch module **303n** sends the generated SMS command as a request to the SMSC **305** through the mobile network **701**, which is then forwarded to the missed call server **309** through the data network **601**. The missed call server **309** sends a response to the missed call request to the MCCA **303** on the calling party device **301** as disclosed in the detailed description of FIG. **6**. The functions of the missed call server **309**, the missed call media platform **311**, and the mobile switching center (MSC) or the gateway mobile switching center (GMSC) **313** are as disclosed in the detailed descriptions of FIGS. **3-5**.

**[0072]** FIG. **9** exemplarily illustrates communication between a calling party device **301** and the missed call server **309** of the missed call management system (MCMS) **308** through an unstructured supplementary service data (USSD) gateway **306** for placing a missed call from a source number of the calling party device **301** to a destination number of a called party device **314**. In an embodiment, in addition to the common modules **303g**, the missed call client application (MCCA) **303** further comprises a USSD command generation module **303o** and a USSD call execution module **303p**. The USSD command generation module **303o** generates a USSD command requesting the MCMS **308** to place a missed call from the source number of the calling party device **301** to the destination number of the called party device **314**. The USSD call execution module

**303p** sends the generated USSD command as a request to the USSD gateway **306** through the mobile network **701**, which is then forwarded to the missed call server **309** through the data network **601**. The communication between the USSD gateway **306** and the calling party device **301** is a two-way communication as the communication for sending the USSD command as a request for placement of the missed call by the MCCA **303** to the MCMS **308** is carried out interactively between the calling party device **301** and the USSD gateway **306** over the mobile network **701** using the USSD command. The missed call server **309** sends a response to the missed call request to the MCCA **303** on the calling party device **301** as disclosed in the detailed description of FIG. 6. The functions of the missed call server **309**, the missed call media platform **311**, and the mobile switching center (MSC) or the gateway mobile switching center (GMSC) **313** are disclosed in the detailed descriptions of FIGS. 3-5.

[0073] FIG. 10 exemplarily illustrates an architectural diagram of the system **300** for placing a missed call from a source number of a calling party device **301** to a destination number of a called party device **314**. The system **300** disclosed herein comprises the missed call client application (MCCA) **303** installed on the calling party device **301** in communication with the missed call management system (MCMS) **308** via a data network **601**, for example, a short range network or a long range network. The calling party device **301** communicates with the called party device **314** via a telecommunication network **1008** and/or the data network **601**. The calling party device **301** and the called party device **314** are user devices as disclosed in the detailed description of FIG. 1. In an embodiment, the calling party device **301** and the called party device **314** are hybrid computing devices that combine the functionality of multiple devices. Examples of hybrid computing devices comprise a cellular telephone that includes a media player functionality, a gaming device that includes a wireless communications capability, a cellular telephone that includes game and multimedia functions, and a portable device that receives electronic mail (email), supports mobile telephone calls, has a media player functionality, and supports web browsing. The MCMS **308** is accessible to users, for example, through a broad spectrum of technologies and devices such as personal computers with access to the internet, internet enabled cellular phones, tablet computing



devices, etc. The MCMS **308** comprises the missed call server **309** and the missed call media platform **311** as disclosed in the detailed descriptions of FIGS. **3-5**.

**[0074]** The calling party device **301**, the missed call server **309**, and the missed call media platform **311** are computer systems that are programmable using high level computer programming languages. In an embodiment, the missed call client application (MCCA) **303** and the contact completion application **304** are implemented on the calling party device **301** using programmed and purposeful hardware. Similarly, the missed call server application **310** is implemented on the missed call server **309**, and the missed call placement application **312** is implemented on the missed call media platform **311** using programmed and purposeful hardware. As exemplarily illustrated in FIG. **10**, the calling party device **301**, the missed call server **309**, and the missed call media platform **311** comprise non-transitory computer readable storage media, for example, memory units **1002**, **1010**, and **1016** respectively, for storing program instructions, applications, and data. As used herein, “non-transitory computer readable storage media” refers to all computer readable media, for example, non-volatile media, volatile media, and transmission media, except for a transitory, propagating signal. Non-volatile media comprise, for example, solid state drives, optical discs or magnetic disks, and other persistent memory volatile media including a dynamic random access memory (DRAM), which typically constitute a main memory. Volatile media comprise, for example, a register memory, a processor cache, a random access memory (RAM), etc. Transmission media comprise, for example, coaxial cables, copper wires, fiber optic cables, modems, etc., including wires that constitute a system bus coupled to a processor, for example, **1001**, or **1009**, or **1015**.

**[0075]** The missed call client application **303**, the contact completion application **304**, and a client database **1002a** of the calling party device **301** are installed and stored in the memory unit **1002** of the calling party device **301**. The missed call server application **310** and a server database **1010a** are installed and stored in the memory unit **1010** of the missed call server **309**. The missed call placement application **312** and a platform database **1016a** are installed and stored in the memory unit **1016** of the missed call media

platform **311**. The memory unit **1002** of the calling party device **301** stores computer program instructions defined by modules, for example, **303**, **304**, **1002a**, etc., of the calling party device **301**. Similarly, the memory unit **1010** of the missed call server **309** stores computer program instructions defined by modules, for example, **310**, **1010a**, etc., of the missed call server **309**, and the memory unit **1016** of the missed call media platform **311** stores computer program instructions defined by modules, for example, **312**, **1016a**, etc., of the missed call media platform **311**. The memory units **1002**, **1010**, and **1016** of the calling party device **301**, the missed call server **309**, and the missed call media platform **311** respectively are, for example, random access memories (RAMs) or other types of dynamic storage devices that store information and instructions for execution by the processors **1001**, **1009**, and **1015** of the calling party device **301**, the missed call server **309**, and the missed call media platform **311** respectively. The memory units **1002**, **1010**, and **1016** also store temporary variables and other intermediate information used during execution of the instructions by the processors **1001**, **1009**, and **1015** respectively. The calling party device **301**, the missed call server **309**, and the missed call media platform **311**, each further comprises a read only memory (ROM) or another type of static storage device that stores static information and instructions for the processors **1001**, **1009**, and **1015** respectively.

[0076] The processors **1001**, **1009**, and **1015** are communicatively coupled to the memory units **1002**, **1010**, and **1016** of the calling party device **301**, the missed call server **309**, and the missed call media platform **311** respectively. The processor **1001** of the calling party device **301** executes computer program instructions defined by the missed call client application **303** and the contact completion application **304** of the calling party device **301**. The processor **1009** of the missed call server **309** executes computer program instructions defined by the missed call server application **310** of the missed call server **309**. The processor **1015** of the missed call media platform **311** executes computer program instructions defined by the missed call placement application **312** of the missed call media platform **311**. The processors **1001**, **1009**, and **1015** of the calling party device **301**, the missed call server **309**, and the missed call media platform **311** respectively, refer to any one or more microprocessors, central processing unit (CPU)

devices, finite state machines, computers, microcontrollers, digital signal processors, logic, a logic device, an user circuit, an application specific integrated circuit (ASIC), a field-programmable gate array (FPGA), a chip, etc., or any combination thereof, capable of executing computer programs or a series of commands, instructions, or state transitions. In an embodiment, each of the processors **1001**, **1009**, and **1015** is implemented as a processor set comprising, for example, a programmed microprocessor and a math or graphics co-processor. The processor **1001**, **1009**, and **1015** are selected, for example, from the Intel<sup>®</sup> processors such as the Itanium<sup>®</sup> microprocessor or the Pentium<sup>®</sup> processors, Advanced Micro Devices (AMD<sup>®</sup>) processors such as the Athlon<sup>®</sup> processor, UltraSPARC<sup>®</sup> processors, microSPARC<sup>®</sup> processors, hp<sup>®</sup> processors, International Business Machines (IBM<sup>®</sup>) processors such as the PowerPC<sup>®</sup> microprocessor, the MIPS<sup>®</sup> reduced instruction set computer (RISC) processor of MIPS Technologies, Inc., RISC based computer processors of ARM Holdings, Motorola<sup>®</sup> processors, Qualcomm<sup>®</sup> processors, etc. The system **300** disclosed herein is not limited to employing the processors **1001**, **1009**, and **1015**. In an embodiment, the system **300** employs controllers or microcontrollers.

**[0077]** As exemplarily illustrated in FIG. **10**, the calling party device **301**, the missed call server **309**, and the missed call media platform **311** further comprise data buses **1004**, **1011**, and **1017**, network interfaces **1005**, **1012**, and **1018**, input/output (I/O) controllers **1006**, **1013**, and **1019**, and common modules **1007**, **1014**, and **1020** respectively, where the common modules **1007**, **1014**, and **1020** comprise input devices, output devices, fixed media drives such as hard drives, removable media drives for receiving removable media, etc. The data bus **1004** of the calling party device **301** permits communication between the modules, for example, **1001**, **1002**, **1003**, **1005**, **1006**, **1007**, etc., of the calling party device **301**. The data bus **1011** of the missed call server **309** permits communication between the modules, for example, **1009**, **1010**, **1012**, **1013**, **1014**, etc., of the missed call server **309**. The data bus **1017** of the missed call media platform **311** permits communication between the modules, for example, **1015**, **1016**, **1018**, **1019**, **1020**, etc., of the missed call media platform **311**. The network interfaces **1005**, **1012**, and **1018** enable connection of the calling party device **301**, the missed call server **309**, and the missed call

media platform **311** respectively, to the data network **601** and the telecommunication network **1008**. In an embodiment, the network interfaces **1005**, **1012**, and **1018** of the calling party device **301**, the missed call server **309**, and the missed call media platform **311** respectively, are provided as interface cards also referred to as line cards. The network interfaces **1005**, **1012**, and **1018** are, for example, one or more of infrared (IR) interfaces, interfaces implementing Wi-Fi<sup>®</sup> of Wi-Fi Alliance Corporation, universal serial bus (USB) interfaces, FireWire<sup>®</sup> interfaces of Apple Inc., Ethernet interfaces, frame relay interfaces, cable interfaces, digital subscriber line (DSL) interfaces, token ring interfaces, peripheral controller interconnect (PCI) interfaces, local area network (LAN) interfaces, wide area network (WAN) interfaces, interfaces using serial protocols, interfaces using parallel protocols, Ethernet communication interfaces, asynchronous transfer mode (ATM) interfaces, high speed serial interfaces (HSSIs), fiber distributed data interfaces (FDDIs), interfaces based on transmission control protocol (TCP)/internet protocol (IP), interfaces based on wireless communications technology such as satellite technology, radio frequency (RF) technology, near field communication, etc. The I/O controllers **1006**, **1013**, and **1019** of the calling party device **301**, the missed call server **309**, and the missed call media platform **311** control input actions and output actions performed by the calling party device **301**, the missed call server **309**, and the missed call media platform **311** respectively.

**[0078]** In an embodiment, the calling party device **301** further comprises a display unit **1003** that displays the graphical user interface (GUI) **302** rendered by the missed call client application (MCCA) **303** and the contact completion application **304**. The display unit **1003** is, for example, a video display, a liquid crystal display, a plasma display, an organic light emitting diode (OLED) based display, etc. The display unit **1003**, via the GUI **302**, displays information, displays interfaces, user interface elements such as swipable arrows, icons, search boxes, etc., for example, for selecting the destination number on the calling party device **301** to place the missed call, for selecting one of the options to contact the called party device **314** on detection of an unsuccessful attempt by the calling party device **301** to contact the called party device **314**, etc. The MCCA **303** renders the GUI **302** on the display unit **1003** to receive user inputs, for example, a

selection of the source number and the destination number, a selection of one of the options to contact the called party device **314**, etc. The GUI **302** is, for example, an online web interface, a web based downloadable application interface, a mobile based downloadable application interface, etc.

[0079] The client database **1002a** in the calling party device **301**, the server database **1010a** in the missed call server **309**, and the platform database **1016a** in the missed call media platform **311** can be any storage area or medium that can be used for storing the source number, the destination number, and the profile data of the calling party and the called party. In an embodiment, the client database **1002a**, the server database **1010a**, and the platform database **1016a** are external databases, for example, a structured query language (SQL) data store or a not only SQL (NoSQL) data store such as the Microsoft<sup>®</sup> SQL Server<sup>®</sup>, the Oracle<sup>®</sup> servers, the MySQL<sup>®</sup> database of MySQL AB Company, the mongoDB<sup>®</sup> of MongoDB, Inc., the Neo4j graph database of Neo Technology Corporation, the Cassandra database of the Apache Software Foundation, the HBase<sup>®</sup> database of the Apache Software Foundation, etc. In an embodiment, the client database **1002a**, the server database **1010a**, and the platform database **1016a** can also be locations on respective file systems of the calling party device **301**, the missed call server **309**, and the missed call media platform **311** respectively. In another embodiment, the client database **1002a**, the server database **1010a**, and the platform database **1016a** can be remotely accessed by the calling party device **301**, the missed call server **309**, and the missed call media platform **311** respectively, via the data network **601**. In another embodiment, the client database **1002a**, the server database **1010a**, and the platform database **1016a** are configured as cloud based databases implemented in a cloud computing environment, where computing resources are delivered as a service over the data network **601**. As used herein, “cloud computing environment” refers to a processing environment comprising configurable computing physical and logical resources, for example, networks, servers, storage media, virtual machines, applications, services, etc., and data distributed over a network, for example, the internet. The cloud computing environment provides on-demand network access to a shared pool of the configurable computing physical and logical resources.

[0080] Computer applications and programs are used for operating the missed call client application (MCCA) **303** on the calling party device **301**, the missed call server application **310** on the missed call server **309**, and the missed call placement application **312** on the missed call media platform **311**. The programs are loaded onto the fixed media drives and into the memory units **1002**, **1010**, and **1016** of the calling party device **301**, the missed call server **309**, and the missed call media platform **311** respectively, via the respective removable media drives. In an embodiment, the computer applications and programs are loaded directly into the memory units **1002**, **1010**, and **1016** of the calling party device **301**, the missed call server **309**, and the missed call media platform **311** respectively, via the data network **601**.

[0081] Each of the processors **1001**, **1009**, and **1015** of the calling party device **301**, the missed call server **309**, and the missed call media platform **311** respectively, executes an operating system, for example, the Linux<sup>®</sup> operating system, the Unix<sup>®</sup> operating system, any version of the Microsoft<sup>®</sup> Windows<sup>®</sup> operating system, the Mac OS of Apple Inc., the IBM<sup>®</sup> OS/2, VxWorks<sup>®</sup> of Wind River Systems, Inc., QNX Neutrino<sup>®</sup> developed by QNX Software Systems Ltd., the Palm OS<sup>®</sup>, the Solaris operating system developed by Sun Microsystems, Inc., etc. The calling party device **301**, the missed call server **309**, and the missed call media platform **311** employ their respective operating systems for performing multiple tasks. The operating systems of the calling party device **301**, the missed call server **309**, and the missed call media platform **311** are responsible for management and coordination of activities and sharing of their respective resources. The operating systems further manage security, peripheral devices, and network connections. The operating systems recognize, for example, inputs provided by a user, files, and directories stored locally on the respective fixed media drives. The operating systems of the calling party device **301**, the missed call server **309**, and the missed call media platform **311** execute different programs using the processors **1001**, **1009**, and **1015** respectively. The processors **1001**, **1009**, and **1015** and the operating systems of the calling party device **301**, the missed call server **309**, and the missed call media platform

**311** respectively, together define a computer platform for which application programs in high level programming languages are written.

**[0082]** The processor **1001** of the calling party device **301** retrieves instructions defined by the missed call initiation module **303a**, the address book selection module **303b**, the number input and validation module **303c**, the communication mode selection module **303d**, the communication module **303e**, and the contact attempt analysis module **303f** of the missed call client application **303** exemplarily illustrated in FIG. **4**, the data command generation module **303h** and the data command dispatch module **303i** exemplarily illustrated in FIG. **6**, the interactive voice response (IVR) command generation module **303j**, the IVR dual-tone multi-frequency (DTMF) command execution module **303k**, and the IVR call placement module **303l** exemplarily illustrated in FIG. **7**, the short message service (SMS) command generation module **303m** and the SMS command dispatch module **303n** exemplarily illustrated in FIG. **8**, the unstructured supplementary service data (USSD) command generation module **303o** and the USSD call execution module **303p** exemplarily illustrated in FIG. **9**, in the memory unit **1002** of the calling party device **301**, for performing respective functions disclosed in the detailed description of FIG. **4**. The processor **1001** of the calling party device **301** also retrieves instructions defined by the contact completion application **304** in the memory unit **1002** of the calling party device **301** for performing functions of the contact completion application **304** disclosed in the detailed description of FIG. **2**. The processor **1001** of the calling party device **301** retrieves instructions for executing the modules **303a**, **303b**, **303c**, **303d**, **303e**, **303f**, **303h**, **303i**, **303j**, **303k**, **303l**, **303m**, **303n**, **303o**, **303p**, etc., of the missed call client application **303** and the contact completion application **304**. The processor **1009** of the missed call server **309** retrieves instructions defined by the missed call attempt request processing module **310a**, the missed call attempt analysis and determination module **310f**, the missed call placement module **310g**, the status reporting module **310h**, and the profiling module **310i** of the missed call server application **310** exemplarily illustrated in FIG. **4**, in the memory unit **1010** of the missed call server **309**, for performing respective functions disclosed in the detailed description of FIG. **4**. The processor **1009** of the missed call server **309** retrieves instructions for executing the

modules **310a**, **310f**, **310g**, **310h**, **310i**, etc., of the missed call server application **310**. The processor **1015** of the missed call media platform **311** retrieves instructions defined by the missed call placement request processing module **312a**, the call initiation module **312b**, the call progress monitoring module **312c**, the call ringing detection module **312d**, the call termination module **312e**, the call status reporting module **312f**, and the missed call alert notification module **312g** of the missed call placement application **312** exemplarily illustrated in FIG. 5, in the memory unit **1016** of the missed call media platform **311** for performing respective functions disclosed in the detailed description of FIG. 5. The processor **1015** of the missed call media platform **311** retrieves instructions for executing the modules **312a**, **312b**, **312c**, **312d**, **312e**, **312f**, **312g**, etc., of the missed call media platform **311**.

[0083] A program counter determines the location of the instructions in each of the memory units **1002**, **1010**, and **1016**. The program counter stores a number that identifies the current position in the program of each of the modules, for example **303a**, **303b**, **303c**, **303d**, **303e**, **303f**, **303h**, **303i**, **303j**, **303k**, **303l**, **303m**, **303n**, **303o**, **303p**, etc., of the calling party device **301**, the modules, for example, **310a**, **310f**, **310g**, **310h**, **310i**, etc., of the missed call server **309**, and the modules, for example **312a**, **312b**, **312c**, **312d**, **312e**, **312f**, **312g**, etc., of the missed call media platform **311** respectively. The instructions fetched by the processors **1001**, **1009**, and **1015** from the memory units **1002**, **1010**, and **1016** respectively, after being processed are decoded. The instructions are stored in an instruction register in each of the processors **1001**, **1009**, and **1015**. After processing and decoding, the processors **1001**, **1009**, and **1015** execute the instructions, thereby performing one or more processes defined by those instructions.

[0084] At the time of execution, the instructions stored in the instruction register are examined to determine the operations to be performed. The processors **1001**, **1009**, and **1015** of the calling party device **301**, the missed call server **309**, and the missed call media platform **311** respectively, then perform the specified operations. The operations comprise arithmetic operations and logic operations. The respective operating systems perform multiple routines for performing a number of tasks required to assign the



memory units **1002**, **1010**, and **1016** for execution of the modules, for example, **303a**, **303b**, **303c**, **303d**, **303e**, **303f**, **303h**, **303i**, **303j**, **303k**, **303l**, **303m**, **303n**, **303o**, **303p**, etc., on the calling party device **301**, the modules, for example, **310a**, **310f**, **310g**, **310h**, **310i**, etc., on the missed call server **309**, and the modules, for example, **312a**, **312b**, **312c**, **312d**, **312e**, **312f**, **312g**, etc., on the missed call media platform **311** respectively. The tasks performed by the respective operating systems comprise, for example, assigning memory to the modules, for example, **303a**, **303b**, **303c**, **303d**, **303e**, **303f**, **303h**, **303i**, **303j**, **303k**, **303l**, **303m**, **303n**, **303o**, **303p**, etc., on the calling party device **301**, the modules, for example, **310a**, **310f**, **310g**, **310h**, **310i**, etc., on the missed call server **309**, and the modules, for example, **312a**, **312b**, **312c**, **312d**, **312e**, **312f**, **312g**, etc., on the missed call media platform **311** respectively, and to data used by the calling party device **301**, the missed call server **309**, and the missed call media platform **311** respectively, moving data between the memory units **1002**, **1010**, and **1016** and disk units, and handling input/output operations. The respective operating systems perform the tasks on request by the operations and after performing the tasks, the respective operating systems transfer the execution control back to the processors **1001**, **1009**, and **1015**. The processors **1001**, **1009**, and **1015** continue the execution to obtain one or more outputs. The outputs of the execution of the modules, for example, **303a**, **303b**, **303c**, **303d**, **303e**, **303f**, **303h**, **303i**, **303j**, **303k**, **303l**, **303m**, **303n**, **303o**, **303p**, etc., on the calling party device **301**, the modules, for example, **310a**, **310f**, **310g**, **310h**, **310i**, etc., on the missed call server **309**, and the modules, for example, **312a**, **312b**, **312c**, **312d**, **312e**, **312f**, **312g**, etc., on the missed call media platform **311** respectively, are displayed to the user on the graphical user interface (GUI) **302** of the calling party device **301**.

**[0085]** For purposes of illustration, the detailed description refers to the calling party device **301**, the missed call server **309**, and the missed call media platform **311** being run locally as individual computer systems; however the scope of the method and the system **300** disclosed herein is not limited to the calling party device **301**, the missed call server **309**, and the missed call media platform **311** being run locally on individual computer systems via their respective operating systems and processors **1001**, **1009**, and **1015**, but may be extended to run remotely over the data network **601** by employing web browsers

and remote servers, mobile phones, or other electronic devices. In an embodiment, one or more portions of the system **300** disclosed herein are distributed across one or more computer systems (not shown) coupled to the data network **601**. Furthermore, although the detailed descriptions of FIGS. **3-10** relate to an implementation of the missed call management system (MCMS) **308** comprising the missed call server **309** and the missed call media platform **311**, the MCMS **308** is not limited to be implemented using the missed call server **309** and the missed call media platform **311**, but may be extended to be implemented using a single server or a network of two or more servers and computer systems.

**[0086]** The non-transitory computer readable storage media disclosed herein stores computer program codes comprising instructions executable by the processors **1001**, **1009**, and **1015** for placing the missed call from the source number of the calling party device **301** to the destination number of the called party device **314**. In the non-transitory computer readable storage media of the missed call management system (MCMS) **308**, the computer program codes comprise a first computer program code for receiving the source number and the destination number from the calling party device **301** through the data network **601** or the telecommunication network **1008** based on a presence of connectivity between the calling party device **301** and the data network **601** as detected by the missed call client application **303** implemented on the calling party device **301**; a second computer program code for placing a call to the destination number with an identification of an originator of the call as the source number; and a third computer program code for terminating the call when the call successfully reaches the destination number prior to completion of the call, thereby placing the missed call from the source number of the calling party device **301** to the destination number of the called party device **314**.

**[0087]** In an embodiment, the computer program codes further comprise a fourth computer program code for determining whether the calling party associated with the calling party device **301** and the called party associated with the called party device **314** are qualified for the placement of the missed call from the source number of the calling

party device **301** to the destination number of the called party device **314** based on one or more of multiple predetermined parameters comprising, for example, time of reception of the missed call request from the missed call client application (MCCA) **303**, time of placement of the missed call, call history, profiles of the calling party and the called party, time of day, load on the missed call management system **308**, etc. In another embodiment, the computer program codes further comprise a fifth computer program code for sending a status of the placement of the missed call from the source number of the calling party device **301** to the destination number of the called party device **314** to the MCCA **303** implemented on the calling party device **301**. In another embodiment, the computer program codes further comprise a sixth computer program code for authenticating and validating one of the numbers, in communication with the MCCA **303** implemented on the calling party device **301**, to obtain the source number. In another embodiment, the computer program codes further comprise a seventh computer program code for sending a missed call alert notification to the destination number of the called party device **314** when the placement of the call to the destination number is unsuccessful.

**[0088]** The computer program codes further comprise one or more additional computer program codes for performing additional steps that may be required and contemplated for placing a missed call from a source number of a calling party device **301** to a destination number of a called party device **314**. In an embodiment, a single piece of computer program code comprising computer executable instructions performs one or more steps of the method disclosed herein for placing a missed call from a source number of a calling party device **301** to a destination number of a called party device **314**. The computer program codes comprising computer executable instructions are embodied on the non-transitory computer readable storage media. The processors **1009** and **1015** of the missed call server **309** and the missed call media platform **311** respectively, retrieve their respective computer executable instructions and execute them. When the computer executable instructions are executed by the processors **1009** and **1015**, the computer executable instructions cause the processors **1009** and **1015** to perform the steps of the

method for placing a missed call from a source number of a calling party device **301** to a destination number of a called party device **314**.

**[0089]** It will be readily apparent in different embodiments that the various methods, algorithms, and computer programs disclosed herein are implemented on non-transitory computer readable storage media appropriately programmed for computing devices. The non-transitory computer readable storage media participates in providing data, for example, instructions that are read by a computer, a processor or a similar device. In different embodiments, the “non-transitory computer readable storage media” further refers to a single medium or multiple media, for example, a centralized database, a distributed database, and/or associated caches and servers that store one or more sets of instructions that are read by a computer, a processor or a similar device. The “non-transitory computer readable storage media” further refers to any medium capable of storing or encoding a set of instructions for execution by a computer, a processor or a similar device and that causes a computer, a processor or a similar device to perform any one or more of the methods disclosed herein. Common forms of non-transitory computer readable storage media comprise, for example, a floppy disk, a flexible disk, a hard disk, magnetic tape, a laser disc, a Blu-ray Disc<sup>®</sup> of the Blu-ray Disc Association, any magnetic medium, a compact disc-read only memory (CD-ROM), a digital versatile disc (DVD), any optical medium, a flash memory card, punch cards, paper tape, any other physical medium with patterns of holes, a random access memory (RAM), a programmable read only memory (PROM), an erasable programmable read only memory (EPROM), an electrically erasable programmable read only memory (EEPROM), a flash memory, any other memory chip or cartridge, or any other medium from which a computer can read.

**[0090]** In an embodiment, the computer programs that implement the methods and algorithms disclosed herein are stored and transmitted using a variety of media, for example, the computer readable media in a number of manners. In an embodiment, hard-wired circuitry or custom hardware is used in place of, or in combination with, software instructions for implementing the processes of various embodiments. Therefore, the

embodiments are not limited to any specific combination of hardware and software. The computer program codes comprising computer executable instructions can be implemented in any programming language. Examples of programming languages that can be used in the method disclosed herein are C, C++, C#, Java<sup>®</sup>, JavaScript<sup>®</sup>, Fortran, Ruby, Perl<sup>®</sup>, Python<sup>®</sup>, Visual Basic<sup>®</sup>, hypertext preprocessor (PHP), Microsoft<sup>®</sup>.NET, Objective-C<sup>®</sup>, the Swift<sup>™</sup> programming language of Apple Inc., etc. Other object-oriented, functional, scripting, and/or logical programming languages can also be used. In an embodiment, the computer program codes or software programs are stored on or in one or more mediums as object code. In another embodiment, various aspects of the method and the system **300** exemplarily illustrated in FIG. **3** and FIGS. **5-10**, disclosed herein are implemented in a non-programmed environment comprising documents created, for example, in a hypertext markup language (HTML), an extensible markup language (XML), or other format that render aspects of the graphical user interface (GUI) **302** exemplarily illustrated in FIGS. **3-4** and FIGS. **6-10**, or perform other functions, when viewed in a visual area or a window of a browser program. In another embodiment, various aspects of the method and the system **300** disclosed herein are implemented as programmed elements, or non-programmed elements, or any suitable combination thereof.

**[0091]** Where databases are described such as the client database **1002a**, the server database **1010a**, and the platform database **1016a** exemplarily illustrated in FIG. **10**, it will be understood by one of ordinary skill in the art that (i) alternative database structures to those described may be employed, and (ii) other memory structures besides databases may be employed. Any illustrations or descriptions of any sample databases disclosed herein are illustrative arrangements for stored representations of information. In an embodiment, any number of other arrangements are employed besides those suggested by tables illustrated in the drawings or elsewhere. Similarly, any illustrated entries of the databases represent exemplary information only; one of ordinary skill in the art will understand that the number and content of the entries can be different from those disclosed herein. In another embodiment, despite any depiction of the databases as tables, other formats including relational databases, object-based models, and/or distributed

databases are used to store and manipulate the data types disclosed herein. Object methods or behaviors of a database can be used to implement various processes such as those disclosed herein. In another embodiment, the databases are, in a known manner, stored locally or remotely from a device that accesses data in such a database. In embodiments where there are multiple databases in the system **300**, the databases are integrated to communicate with each other for enabling simultaneous updates of data linked across the databases, when there are any updates to the data in one of the databases.

**[0092]** The method and the system **300** disclosed herein can be configured to work in a network environment comprising one or more computers that are in communication with one or more devices via the data network **601** exemplarily illustrated in FIGS. **6-10**. In an embodiment, the computers communicate with the devices directly or indirectly, via a wired medium or a wireless medium such as the Internet, a local area network (LAN), a wide area network (WAN) or the Ethernet, a token ring, or via any appropriate communications mediums or combination of communications mediums. Each of the devices comprises processors, examples of which are disclosed above, that are adapted to communicate with the computers. In an embodiment, each of the computers is equipped with a network communication device, for example, a network interface card, a modem, or other network connection device suitable for connecting to the data network **601**. Each of the computers and the devices executes an operating system, examples of which are disclosed above. While the operating system may differ depending on the type of computer, the operating system provides the appropriate communications protocols to establish communication links with the data network **601**. Any number and type of machines may be in communication with the computers.

**[0093]** The method and the system **300** disclosed herein are not limited to a particular computer system platform, processor, operating system, or network. In an embodiment, one or more aspects of the method and the system **300** disclosed herein are distributed among one or more computer systems, for example, servers configured to provide one or more services to one or more client computers, or to perform a complete task in a

distributed system. For example, one or more aspects of the method and the system **300** disclosed herein are performed on a client-server system that comprises components distributed among one or more server systems that perform multiple functions according to various embodiments. These components comprise, for example, executable, intermediate, or interpreted code, which communicate over the data network **601** using a communication protocol. The method and the system **300** disclosed herein are not limited to be executable on any particular system or group of systems, and are not limited to any particular distributed architecture, network, or communication protocol.

**[0094]** The foregoing examples have been provided merely for the purpose of explanation and are in no way to be construed as limiting of the method and the system **300** disclosed herein. While the method and the system **300** have been described with reference to various embodiments, it is understood that the words, which have been used herein, are words of description and illustration, rather than words of limitation. Further, although the method and the system **300** have been described herein with reference to particular means, materials, and embodiments, the method and the system **300** are not intended to be limited to the particulars disclosed herein; rather, the method and the system **300** extend to all functionally equivalent structures, methods and uses, such as are within the scope of the appended claims. Those skilled in the art, having the benefit of the teachings of this specification, may effect numerous modifications thereto and changes may be made without departing from the scope and spirit of the method and the system **300** disclosed herein in their aspects.

## CLAIMS

We claim:

1. A method for placing a missed call from a source number of a calling party device to a destination number of a called party device, said method employing a missed call management system comprising at least one processor configured to execute computer program instructions for performing said method, said method comprising:  
  
receiving said source number and said destination number from said calling party device through one of a data network and a telecommunication network by said missed call management system based on a presence of connectivity between said calling party device and said data network as detected by a missed call client application implemented on said calling party device;  
  
placing a call to said destination number with an identification of an originator of said call as said source number by said missed call management system; and  
  
terminating said call by said missed call management system when said call successfully reaches said destination number prior to completion of said call, thereby placing said missed call from said source number of said calling party device to said destination number of said called party device by said missed call management system.
2. The method of claim 1, further comprising determining whether a calling party associated with said calling party device and a called party associated with said called party device are qualified for said placement of said missed call from said source number of said calling party device to said destination number of said called party device by said missed call management system based on one or more of a plurality of predetermined parameters, wherein said predetermined parameters comprise time of reception of a request for said missed call from said missed call client application,



time of said placement of said missed call, call history, a profile of said calling party, a profile of said called party, time of day, and load on said missed call management system.

3. The method of claim 1, further comprising sending a status of said placement of said missed call from said source number of said calling party device to said destination number of said called party device by said missed call management system to said missed call client application implemented on said calling party device.
4. The method of claim 1, wherein said reception of said source number and said destination number from said calling party device through said telecommunication network by said missed call management system is performed using one of a voice network, an unstructured supplementary service data gateway, and a short message service center.
5. The method of claim 1, wherein said source number is one of a plurality of numbers associated with said calling party device.
6. The method of claim 5, further comprising authenticating and validating said one of said numbers by said missed call management system, in communication with said missed call client application implemented on said calling party device, to obtain said source number.
7. The method of claim 1, wherein said placement of said missed call by said missed call management system is independent of one of a presence and an absence of credit for one or more of a voice communication, a short message service communication, and a data communication in said calling party device.
8. The method of claim 1, further comprising sending a missed call alert notification to said destination number of said called party device by said missed call management system when said placement of said call to said destination number is unsuccessful.

9. The method of claim 1, wherein said placement of said missed call from said source number of said calling party device to said destination number of said called party device is performed by said missed call management system using a missed call server that is in one of a same geographical location and a different geographical location as that of said one of said data network and said telecommunication network of one of said source number, said destination number, and a combination thereof.
10. The method of claim 1, wherein an indication of said missed call placed by said missed call management system is identical to that of a call from said calling party device missed by said called party device due to a failure to pick up said call by said called party device.
11. A method for placing a missed call from a source number of a calling party device to a destination number of a called party device, said method employing a missed call client application deployed on said calling party device and executable by at least one processor configured to execute computer program instructions for performing said method, said method comprising:
  - receiving said destination number from said calling party device by said missed call client application;
  - detecting a presence of connectivity between said calling party device and a data network by said missed call client application; and
  - communicating a request to place a call to said destination number along with said source number to identify an originator of said call, and said destination number, to a missed call management system through one of said data network and a telecommunication network, by said missed call client application based on said detected presence of said connectivity between said calling party device and said data network, wherein said missed call management system places said call

to said destination number and terminates said call when said call successfully reaches said destination number prior to completion of said call, thereby placing said missed call from said source number of said calling party device to said destination number of said called party device.

12. The method of claim 11, further comprising receiving a status of said placement of said missed call from said source number of said calling party device to said destination number of said called party device from said missed call management system, by said missed call client application.
13. The method of claim 11, further comprising detecting an unsuccessful attempt by said calling party device to contact said called party device from said source number to said destination number, by said missed call client application due to an absence of credit for one or more of a voice communication, a short message service communication, and a data communication in said calling party device.
14. The method of claim 13, further comprising communicating with a contact completion application implemented on said calling party device, by said missed call client application on said detection of said unsuccessful attempt by said calling party device to contact said called party device from said source number to said destination number, for providing options to contact said called party device, wherein one of said options comprises sending a missed call alert notification to said called party device by said placement of said missed call from said source number of said calling party device to said destination number of said called party device by said missed call management system.
15. The method of claim 11, wherein said source number is one of a plurality of numbers associated with said calling party device.
16. The method of claim 15, further comprising authenticating and validating said one of said numbers by said missed call client application, in communication with said

missed call management system, to communicate said source number to said missed call management system.

17. A system for placing a missed call from a source number of a calling party device to a destination number of a called party device, said system comprising:

non-transitory computer readable storage media for storing computer program instructions defined by modules of said system;

processors communicatively coupled to said non-transitory computer readable storage media, said processors configured to execute said defined computer program instructions;

a missed call client application deployed on said calling party device and executable by at least one of said processors configured to execute computer program instructions defined by modules of said missed call client application, said modules of said missed call client application comprising:

a number input and validation module for receiving said destination number from said calling party device;

a communication mode selection module for detecting a presence of connectivity between said calling party device and a data network; and

a communication module for communicating a request to place a call to said destination number along with said source number to identify an originator of said call, and said destination number, to a missed call management system through one of said data network and a telecommunication network based on said detected presence of said connectivity between said calling party device and said data network; and

said missed call management system in communication with said missed call client application in said calling party device, said missed call management system comprising at least another one of said processors configured to execute computer program instructions defined by modules of said missed call management system, said modules of said missed call management system comprising:

a missed call attempt request processing module for receiving said source number and said destination number from said calling party device through one of said data network and said telecommunication network based on said presence of said connectivity between said calling party device and said data network as detected by said communication mode selection module of said missed call client application in said calling party device;

a missed call placement module for placing said call to said destination number with an identification of said originator of said call as said source number; and

a call termination module for terminating said call when said call successfully reaches said destination number prior to completion of said call, thereby placing said missed call from said source number of said calling party device to said destination number of said called party device.

18. The system of claim 17, wherein said modules of said missed call management system further comprise a missed call attempt analysis and determination module for determining whether a calling party associated with said calling party device and a called party associated with said called party device are qualified for said placement of said missed call from said source number of said calling party device to said destination number of said called party device based on one or more of a plurality of predetermined parameters, wherein said predetermined parameters comprise time of

reception of a request for said missed call from said missed call client application, time of said placement of said missed call, call history, a profile of said calling party, a profile of said called party, time of day, and load on said missed call management system.

19. The system of claim 17, wherein said modules of said missed call management system further comprise a status reporting module for sending a status of said placement of said missed call from said source number of said calling party device to said destination number of said called party device to said communication module of said missed call client application in said calling party device.
20. The system of claim 17, wherein said missed call attempt request processing module receives said source number and said destination number from said calling party device through said telecommunication network using one of a voice network, an unstructured supplementary service data gateway, and a short message service center.
21. The system of claim 17, wherein said source number is one of a plurality of numbers associated with said calling party device.
22. The system of claim 21, wherein said modules of said missed call management system further comprise a missed call attempt analysis and determination module for authenticating and validating said one of said numbers, in communication with said number input and validation module of said missed call client application in said calling party device, to obtain said source number.
23. The system of claim 17, wherein said modules of said missed call management system further comprise a missed call alert notification module for sending a missed call alert notification to said destination number of said called party device when said placement of said call to said destination number is unsuccessful.

24. The system of claim 17, wherein said modules of said missed call client application further comprise a contact attempt analysis module for detecting an unsuccessful attempt by said calling party device to contact said called party device from said source number to said destination number due to an absence of credit for one or more of a voice communication, a short message service communication, and a data communication in said calling party device.
25. The system of claim 24, wherein said communication module of said missed call client application communicates with a contact completion application implemented on said calling party device on said detection of said unsuccessful attempt by said calling party device to contact said called party device from said source number to said destination number, for providing options to contact said called party device, wherein one of said options comprises sending a missed call alert notification to said called party device by said placement of said missed call from said source number of said calling party device to said destination number of said called party device.
26. A non-transitory computer readable storage medium having embodied thereon, computer program codes comprising instructions executable by at least one processor for placing a missed call from a source number of a calling party device to a destination number of a called party device, said computer program codes comprising:
- a first computer program code for receiving said source number and said destination number from said calling party device through one of a data network and a telecommunication network based on a presence of connectivity between said calling party device and said data network as detected by a missed call client application implemented on said calling party device, wherein said source number is one of a plurality of numbers associated with said calling party device;
- a second computer program code for placing a call to said destination number with an identification of an originator of said call as said source number; and

a third computer program code for terminating said call when said call successfully reaches said destination number prior to completion of said call, thereby placing said missed call from said source number of said calling party device to said destination number of said called party device.

27. The non-transitory computer readable storage medium of claim 26, wherein said computer program codes further comprise a fourth computer program code for determining whether a calling party associated with said calling party device and a called party associated with said called party device are qualified for said placement of said missed call from said source number of said calling party device to said destination number of said called party device based on one or more of a plurality of predetermined parameters, wherein said predetermined parameters comprise time of reception of a request for said missed call from said missed call client application, time of said placement of said missed call, call history, a profile of said calling party, a profile of said called party, time of day, and system load.
28. The non-transitory computer readable storage medium of claim 26, wherein said computer program codes further comprise a fifth computer program code for sending a status of said placement of said missed call from said source number of said calling party device to said destination number of said called party device to said missed call client application implemented on said calling party device.
29. The non-transitory computer readable storage medium of claim 26, wherein said computer program codes further comprise a sixth computer program code for authenticating and validating said one of said numbers, in communication with said missed call client application implemented on said calling party device, to obtain said source number.
30. The non-transitory computer readable storage medium of claim 26, wherein said computer program codes further comprise a seventh computer program code for



sending a missed call alert notification to said destination number of said called party device when said placement of said call to said destination number is unsuccessful.

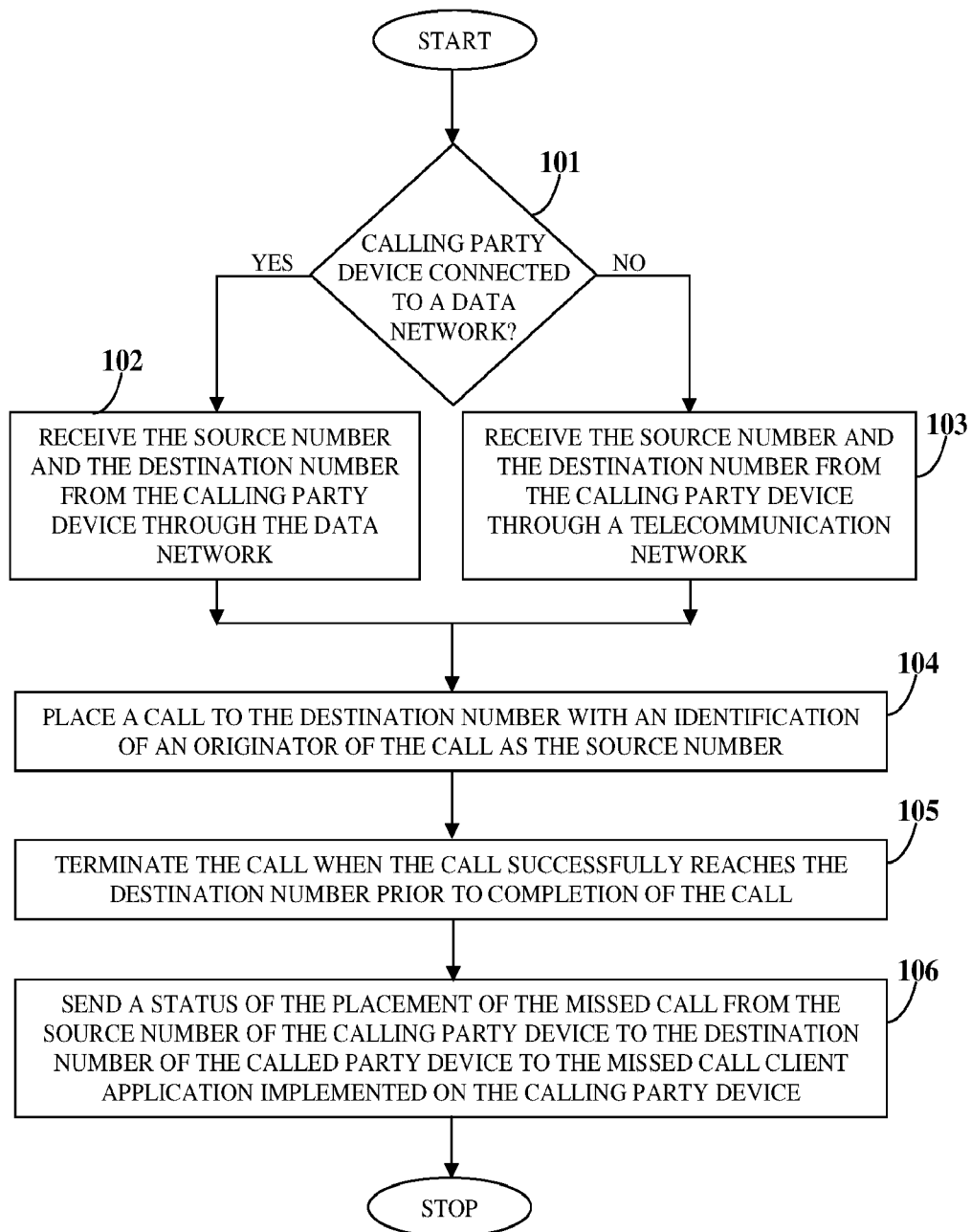
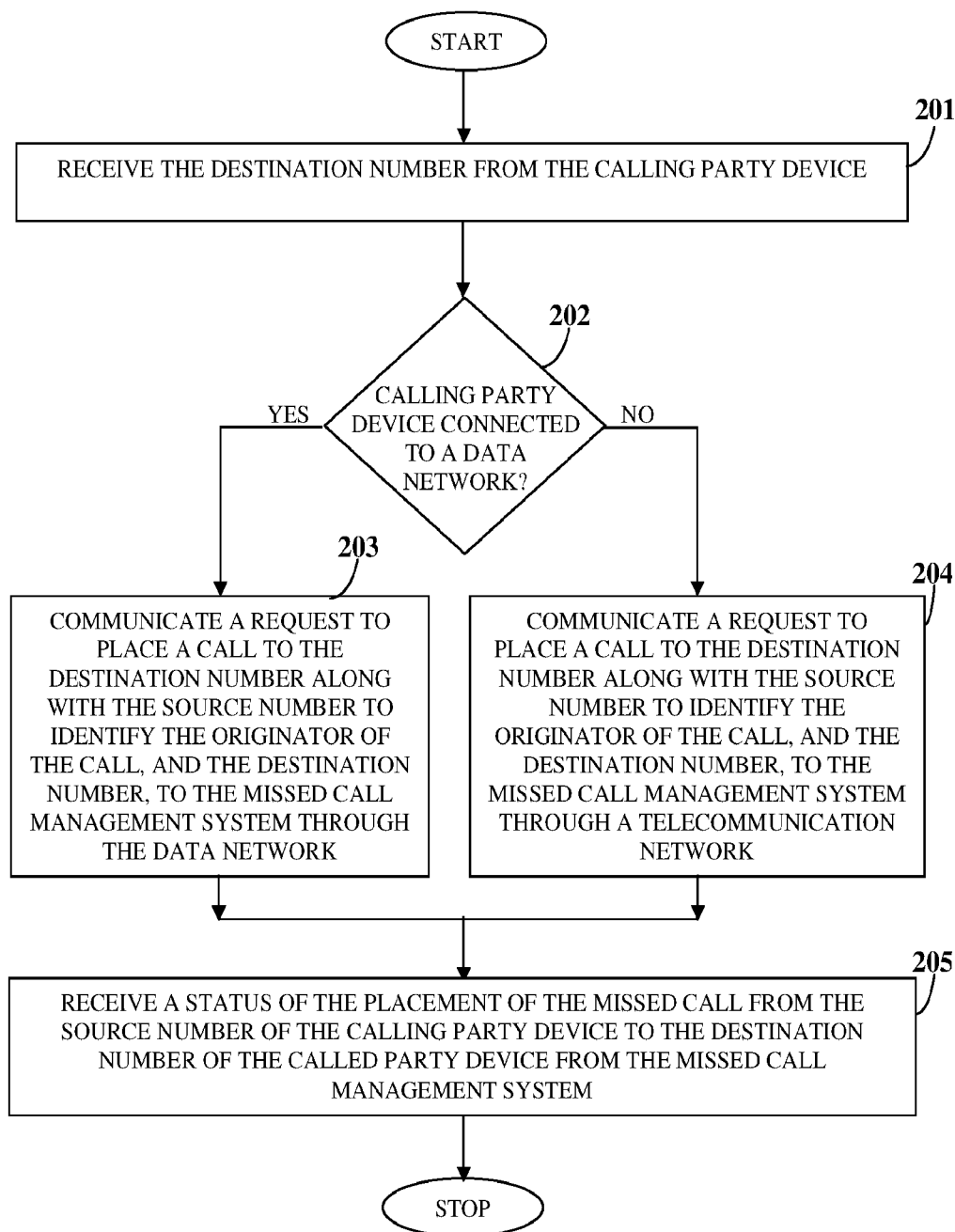


FIG. 1

**FIG. 2**

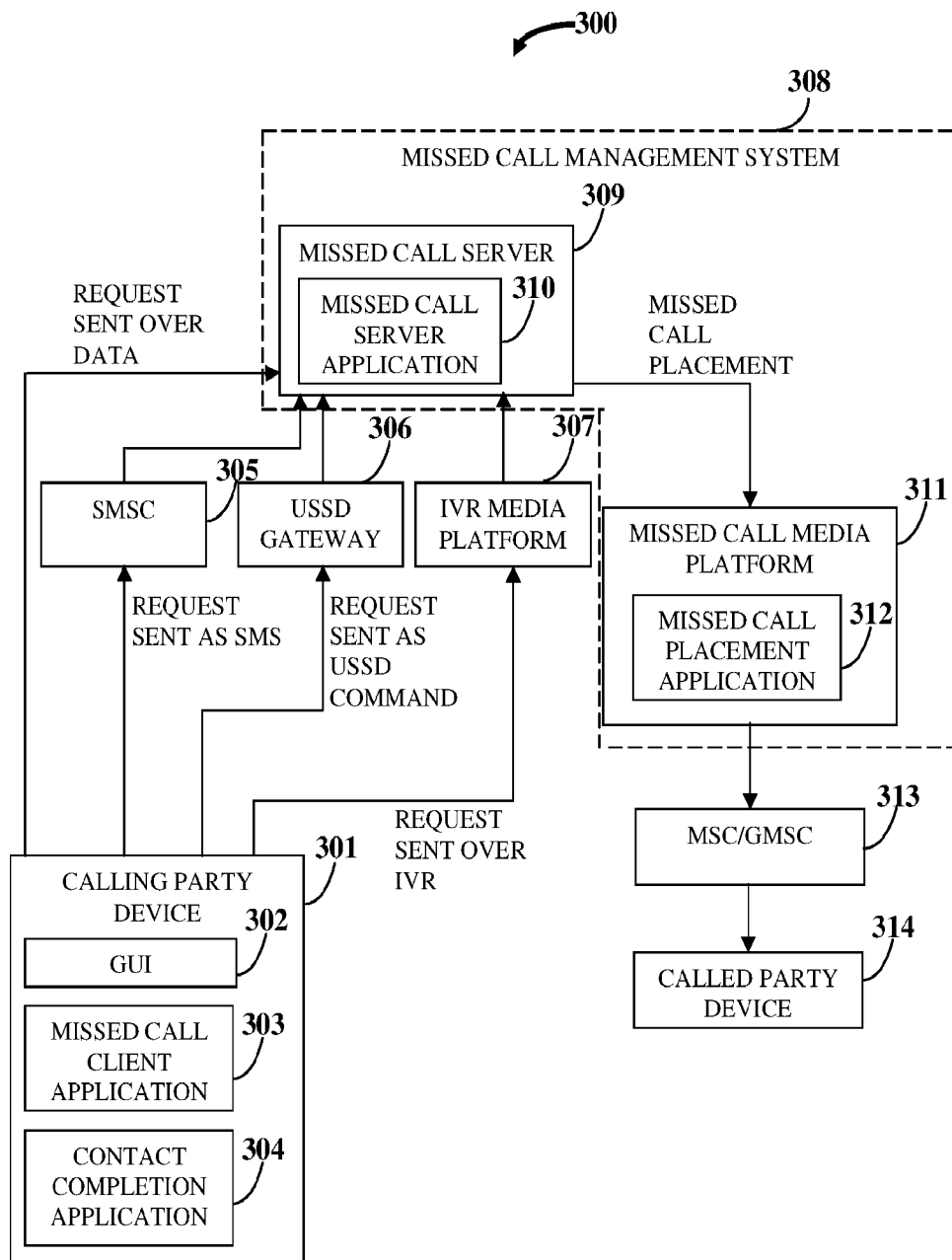


FIG. 3

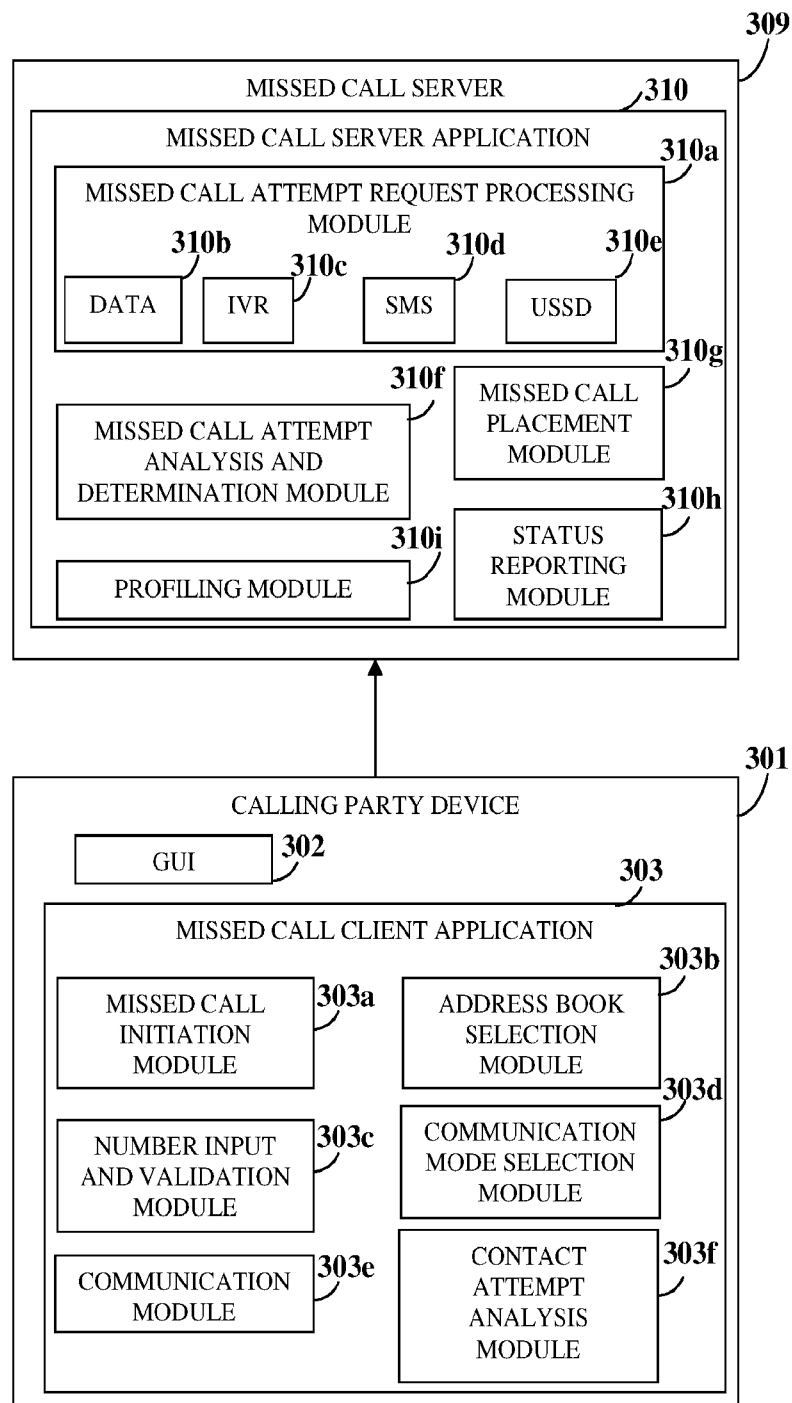


FIG. 4

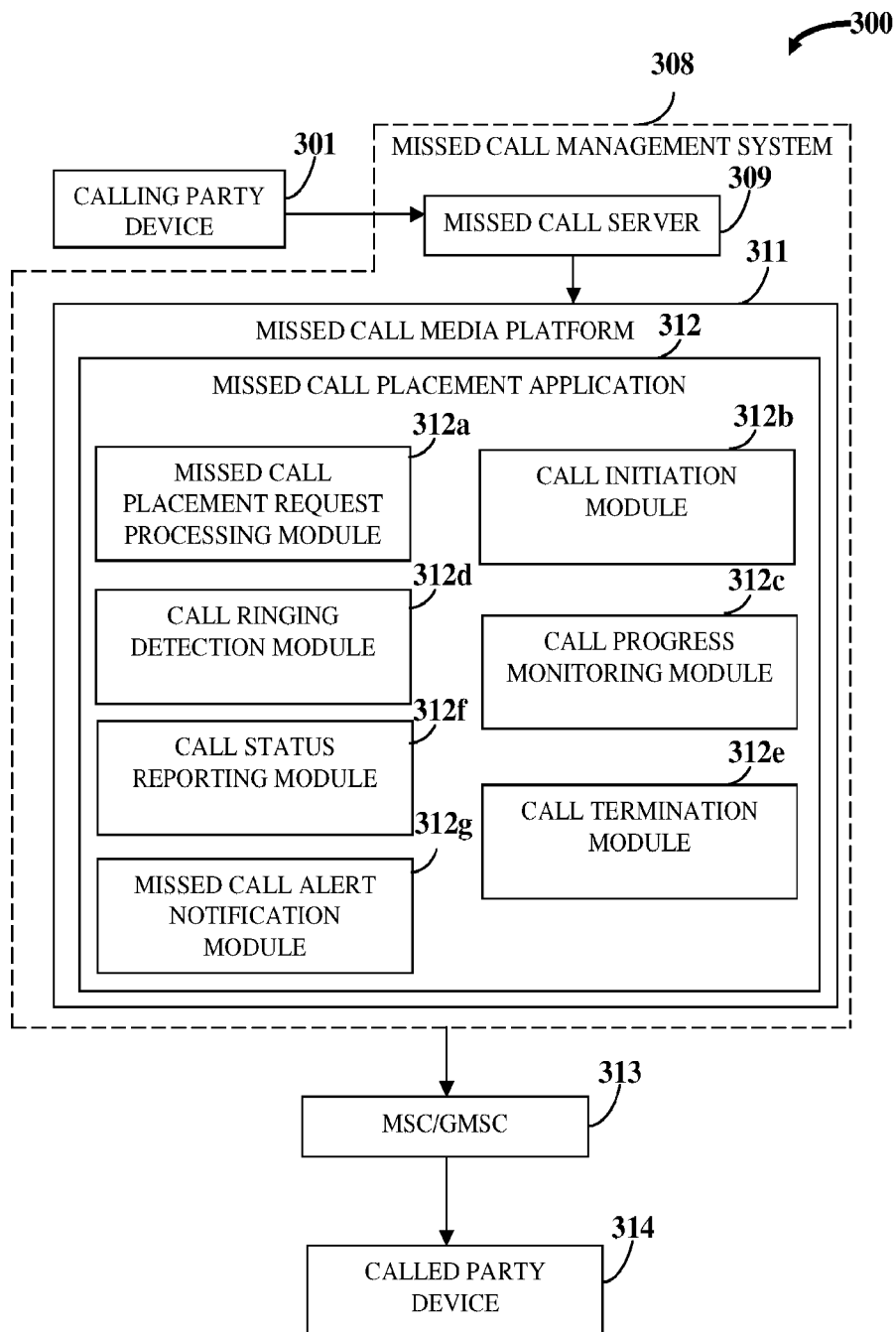


FIG. 5

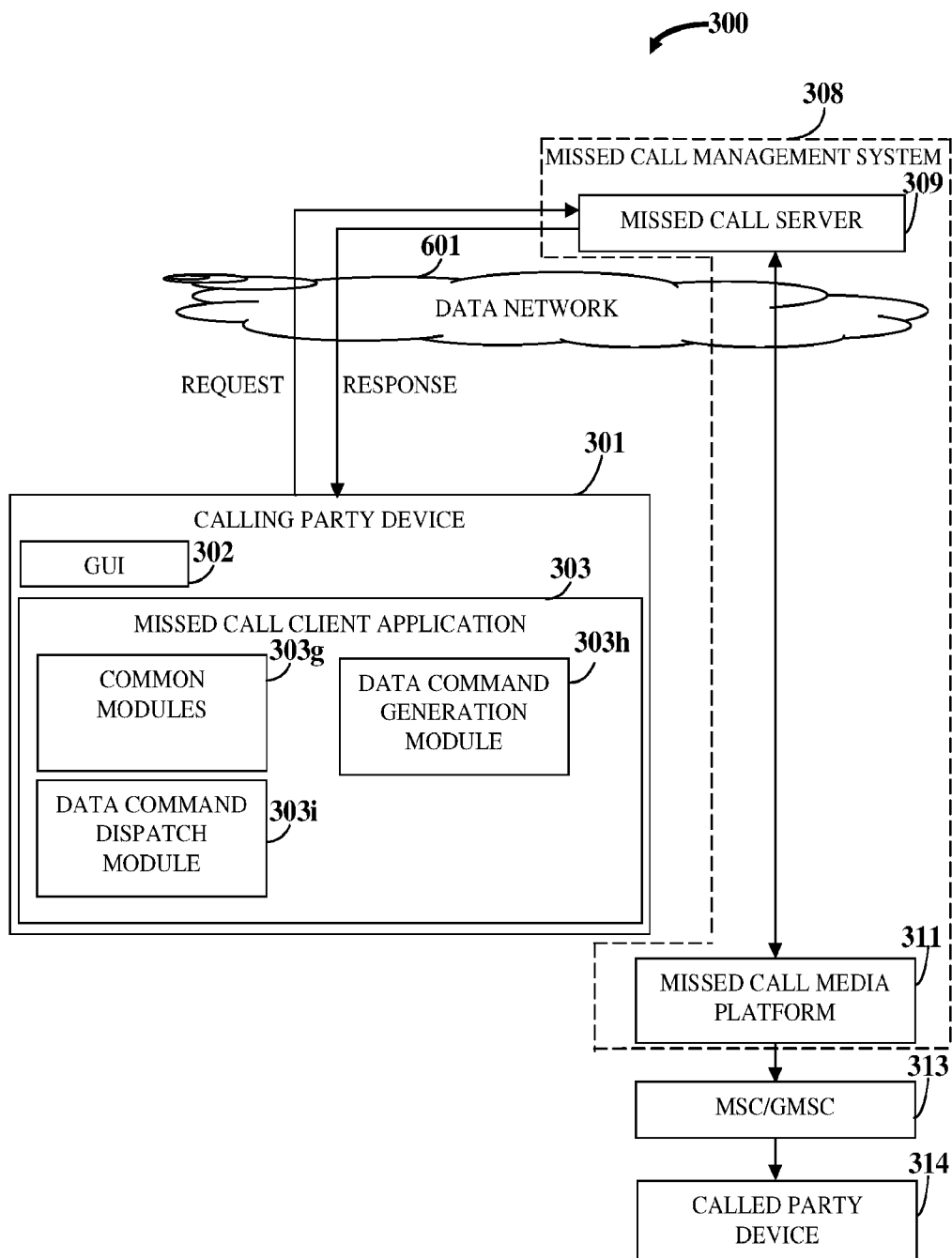


FIG. 6

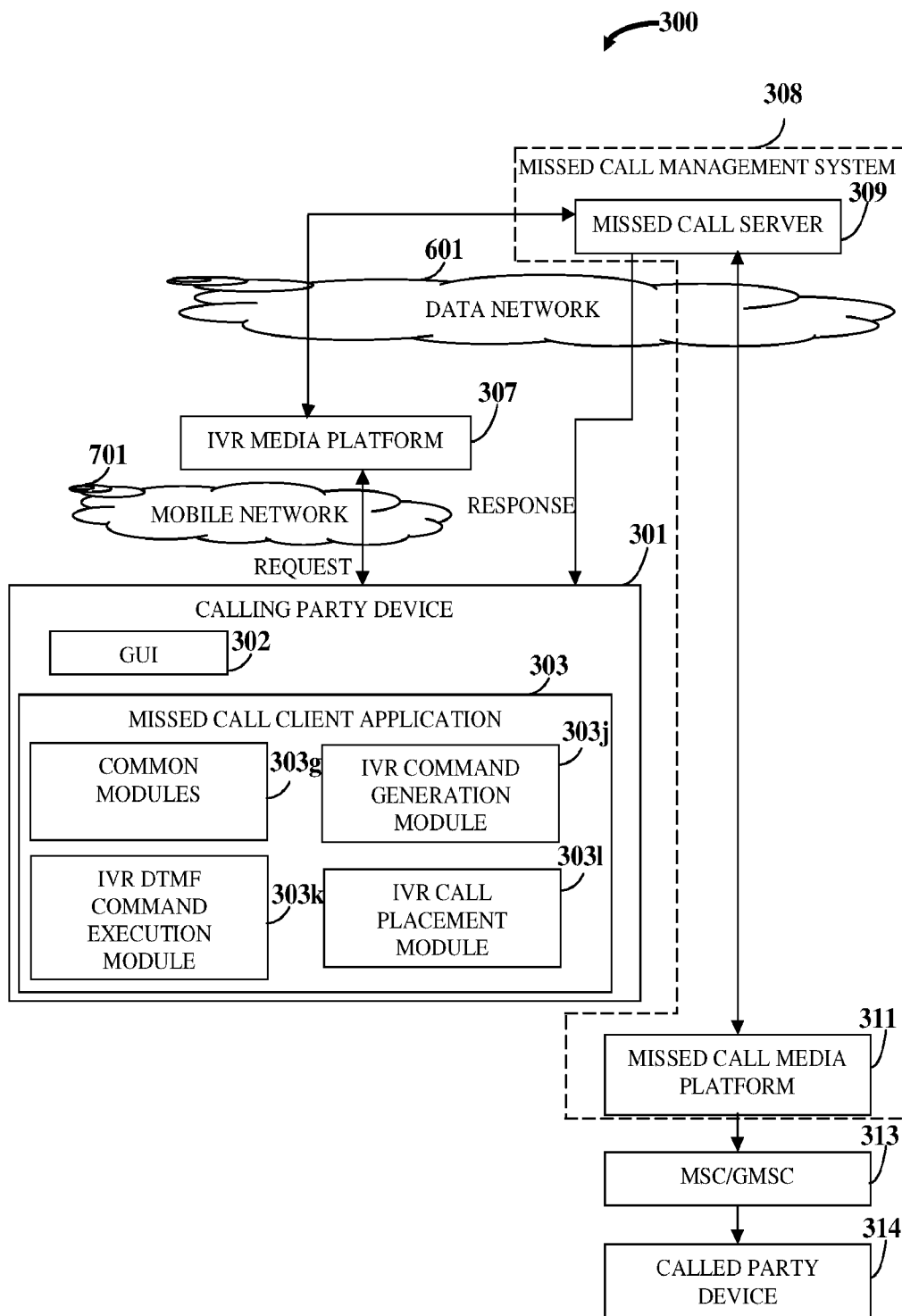


FIG. 7



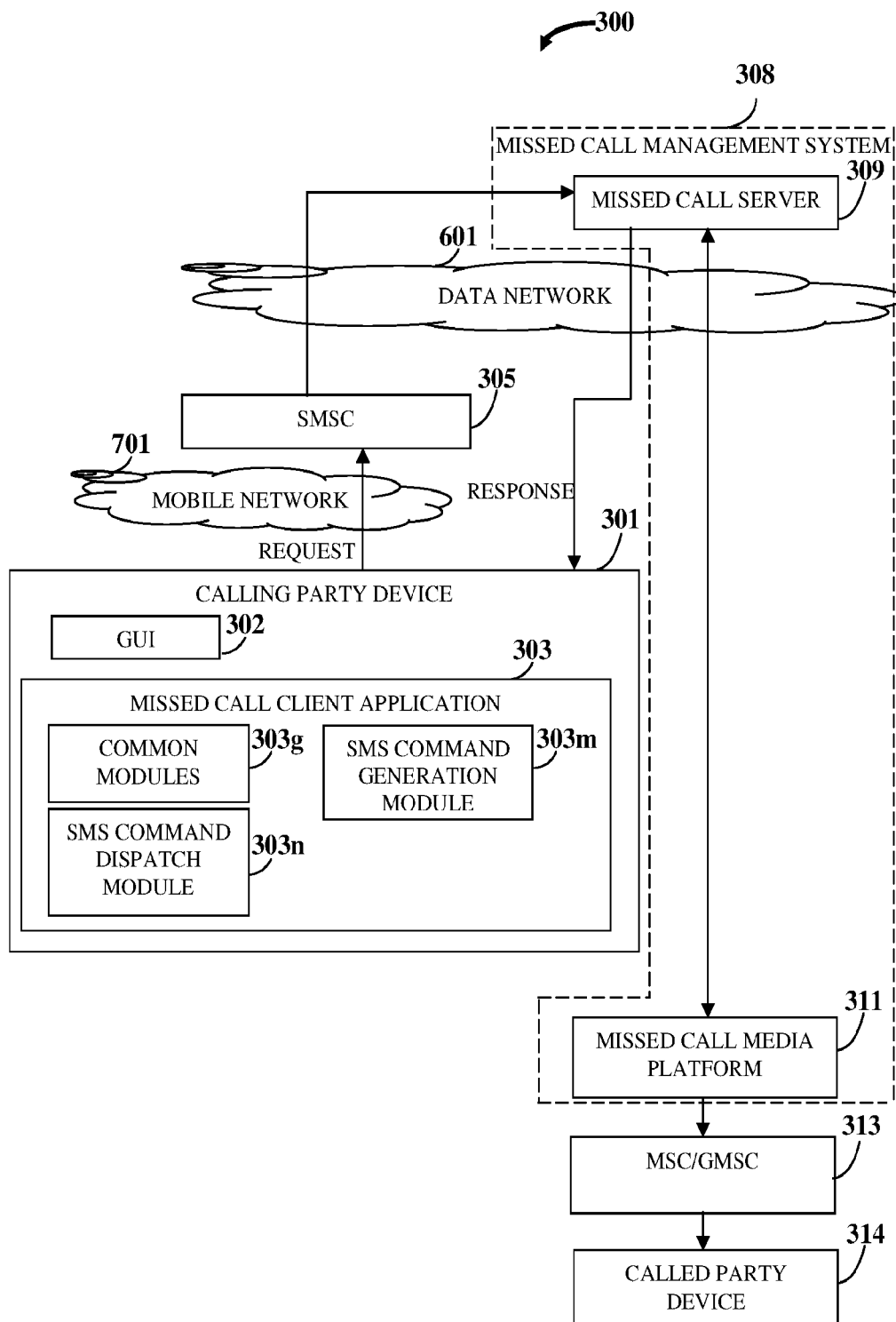


FIG. 8

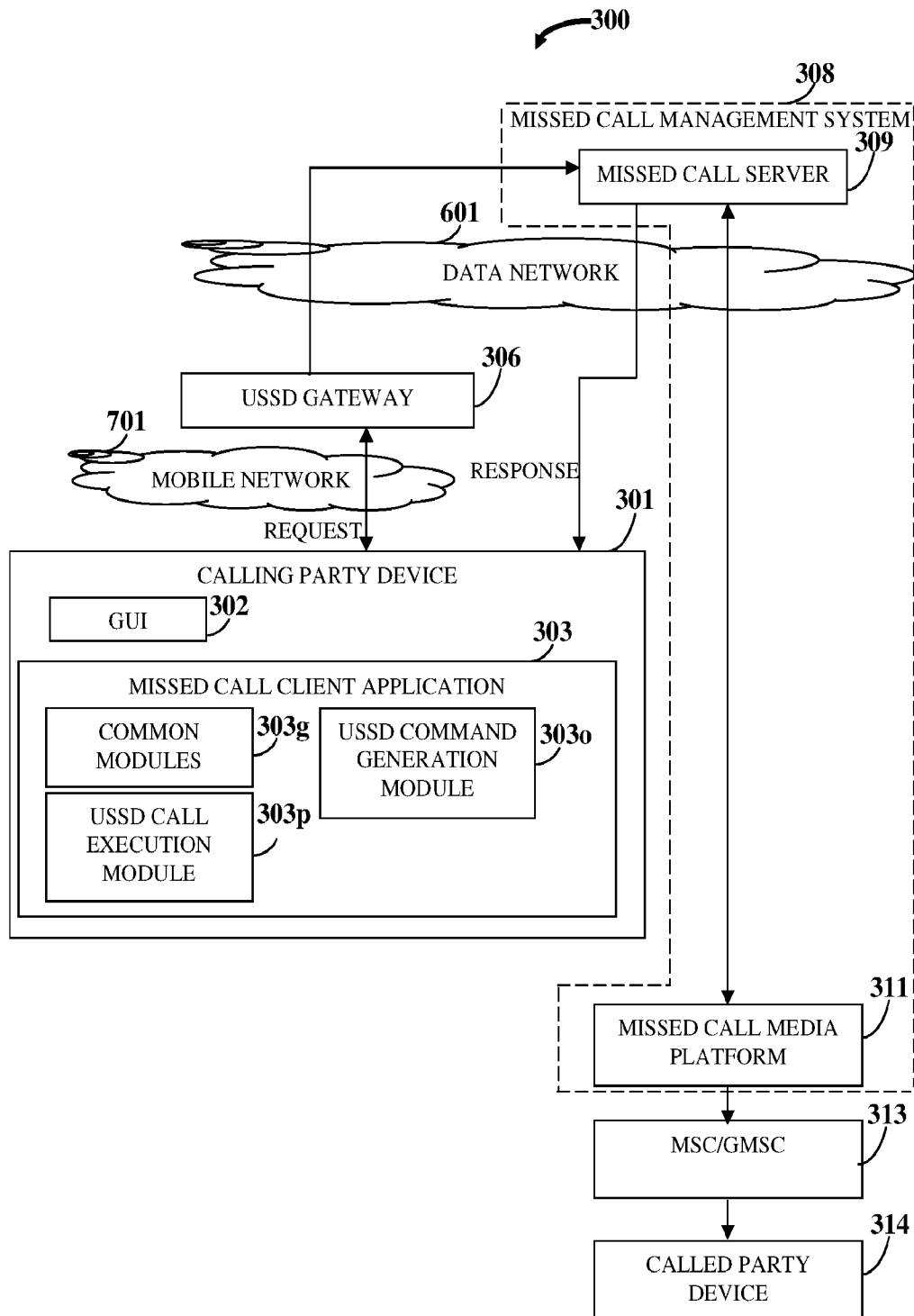


FIG. 9

10/10

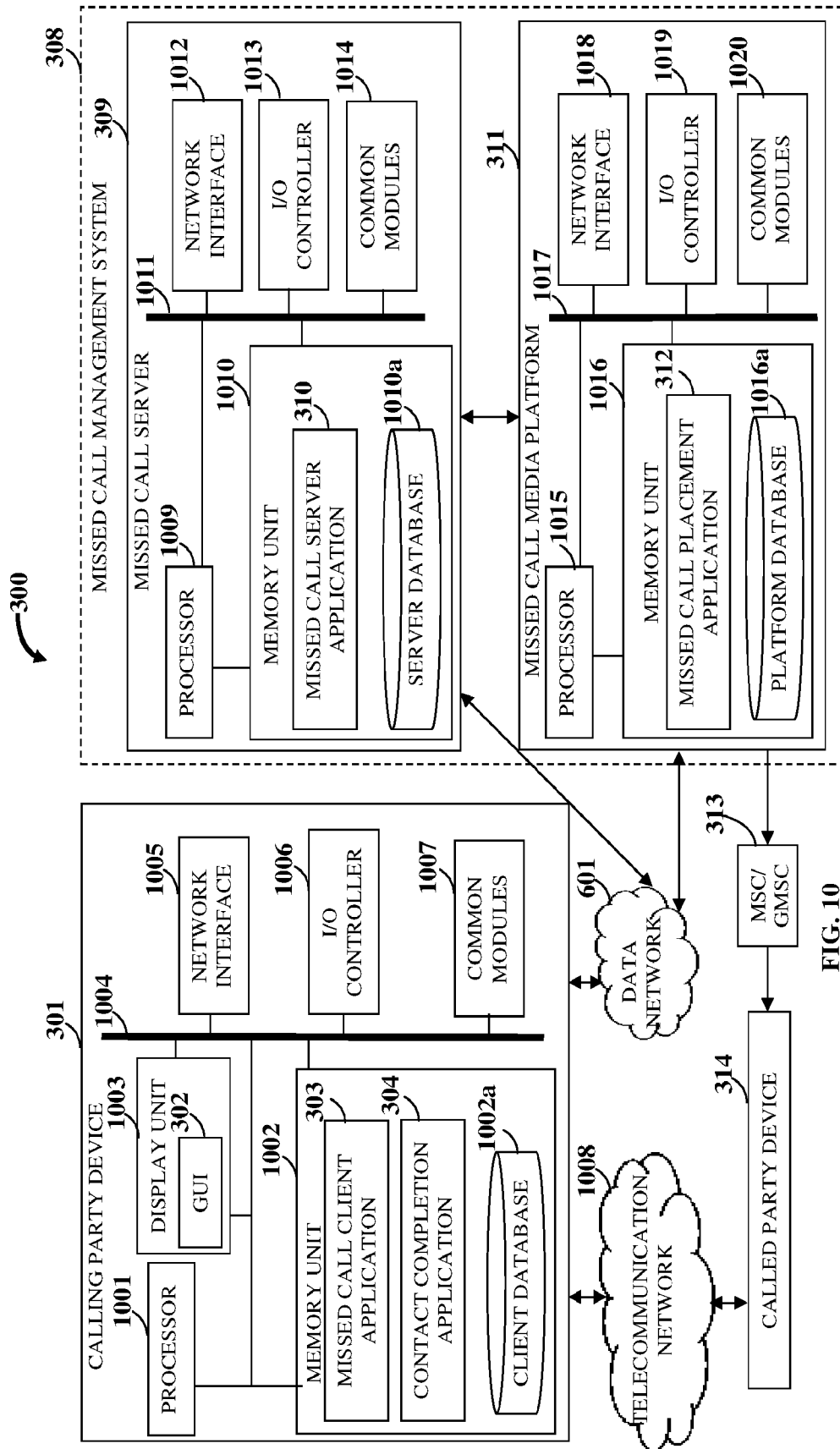


FIG. 10

## INTERNATIONAL SEARCH REPORT

International application No.

PCT/US 2017/016873

A. CLASSIFICATION OF SUBJECT MATTER		
<i>H04M 3/42 (2006.01)</i>		
According to International Patent Classification (IPC) or to both national classification and IPC		
B. FIELDS SEARCHED		
Minimum documentation searched (classification system followed by classification symbols)		
H04M 3/00, 3/42, 11/00, H04W 4/00, 4/06, 4/12-4/22, H04L12/66		
Documentation searched other than minimum documentation to the extent that such documents are included in the fields searched		
Electronic data base consulted during the international search (name of data base and, where practicable, search terms used)		
PatSearch (RUPTO internal), USPTO, PAJ, Esp@cenet, DWPI, EAPATIS, PATENTSCOPE		
C. DOCUMENTS CONSIDERED TO BE RELEVANT		
Category*	Citation of document, with indication, where appropriate, of the relevant passages	Relevant to claim No.
A	WO 2012/125012 A1 (NICOLAESCU, GHEORGHE) 20.09.2012	1-30
A	US 2007/0091869 A1 (ARI KAHN) 26.04.2007	1-30
A	US 8825024 B2 (KIRUSA INC.) 02.09.2014	1-30
<input type="checkbox"/> Further documents are listed in the continuation of Box C. <input type="checkbox"/> See patent family annex.		
* Special categories of cited documents:	"T" later document published after the international filing date or priority date and not in conflict with the application but cited to understand the principle or theory underlying the invention "X" document of particular relevance; the claimed invention cannot be considered novel or cannot be considered to involve an inventive step when the document is taken alone "Y" document of particular relevance; the claimed invention cannot be considered to involve an inventive step when the document is combined with one or more other such documents, such combination being obvious to a person skilled in the art "&" document member of the same patent family	
"A" document defining the general state of the art which is not considered to be of particular relevance		
"E" earlier document but published on or after the international filing date		
"L" document which may throw doubts on priority claim(s) or which is cited to establish the publication date of another citation or other special reason (as specified)		
"O" document referring to an oral disclosure, use, exhibition or other means		
"P" document published prior to the international filing date but later than the priority date claimed		
Date of the actual completion of the international search	Date of mailing of the international search report	
18 May 2017 (18.05.2017)	25 May 2017 (25.05.2017)	
Name and mailing address of the ISA/RU: Federal Institute of Industrial Property, Berezhkovskaya nab., 30-1, Moscow, G-59, GSP-3, Russia, 125993 Facsimile No: (8-495) 531-63-18, (8-499) 243-33-37	Authorized officer  N. Lavrentieva  Telephone No. 8 499 240 25 91	