



US 20090193683A1

(19) **United States**

(12) **Patent Application Publication**
Igdari

(10) **Pub. No.: US 2009/0193683 A1**

(43) **Pub. Date: Aug. 6, 2009**

(54) **ANATOMICALLY CORRECT FLEXIBLE
CONTOURED FOOTBED INSOLE**

A43B 13/38 (2006.01)

A43B 7/14 (2006.01)

A43D 8/00 (2006.01)

(76) Inventor: **Sashanaz Hashempour Igdari,**
San Ramon, CA (US)

(52) **U.S. Cl. 36/91; 36/94; 36/28; 36/43; 36/145;**
12/146 B

Correspondence Address:

Ashok Tankha
36 Greenleigh Drive
Sewell, NJ 08080

(57) **ABSTRACT**

Disclosed herein is a flexible contoured footbed insole for footwear for providing an anatomically correct foot support to a wearer of the footwear. The flexible contoured footbed insole comprises a heel section and a support system extending anteriorly from the heel section. The heel section comprises a cup shaped structure for accommodating a heel of a foot of the wearer. The support system comprises an inner longitudinal arch support, an outer longitudinal arch support, a transverse arch support, a metatarsal arch support, and a toe support for supporting an inner longitudinal arch, an outer longitudinal arch, a transverse arch, a metatarsal arch, and toes of the foot of the wearer respectively. The flexible contoured footbed insole may further comprise a flexible structure disposed within the support system. The flexible structure provides flexibility and freedom of movement to the foot of the wearer.

(21) Appl. No.: **12/358,271**

(22) Filed: **Jan. 23, 2009**

Related U.S. Application Data

(60) Provisional application No. 61/063,423, filed on Feb. 4, 2008.

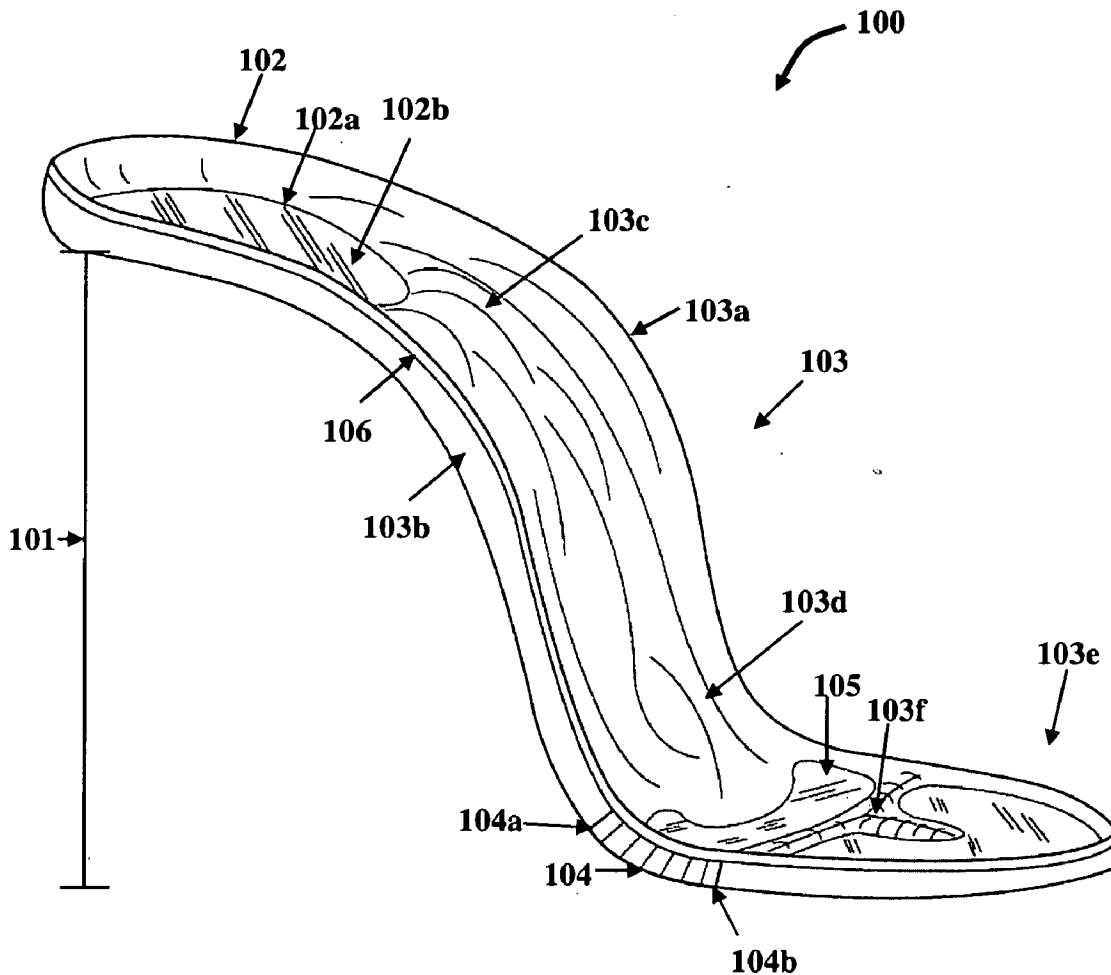
Publication Classification

(51) **Int. Cl.**

A43B 7/22 (2006.01)

A43B 7/26 (2006.01)

A43B 13/18 (2006.01)



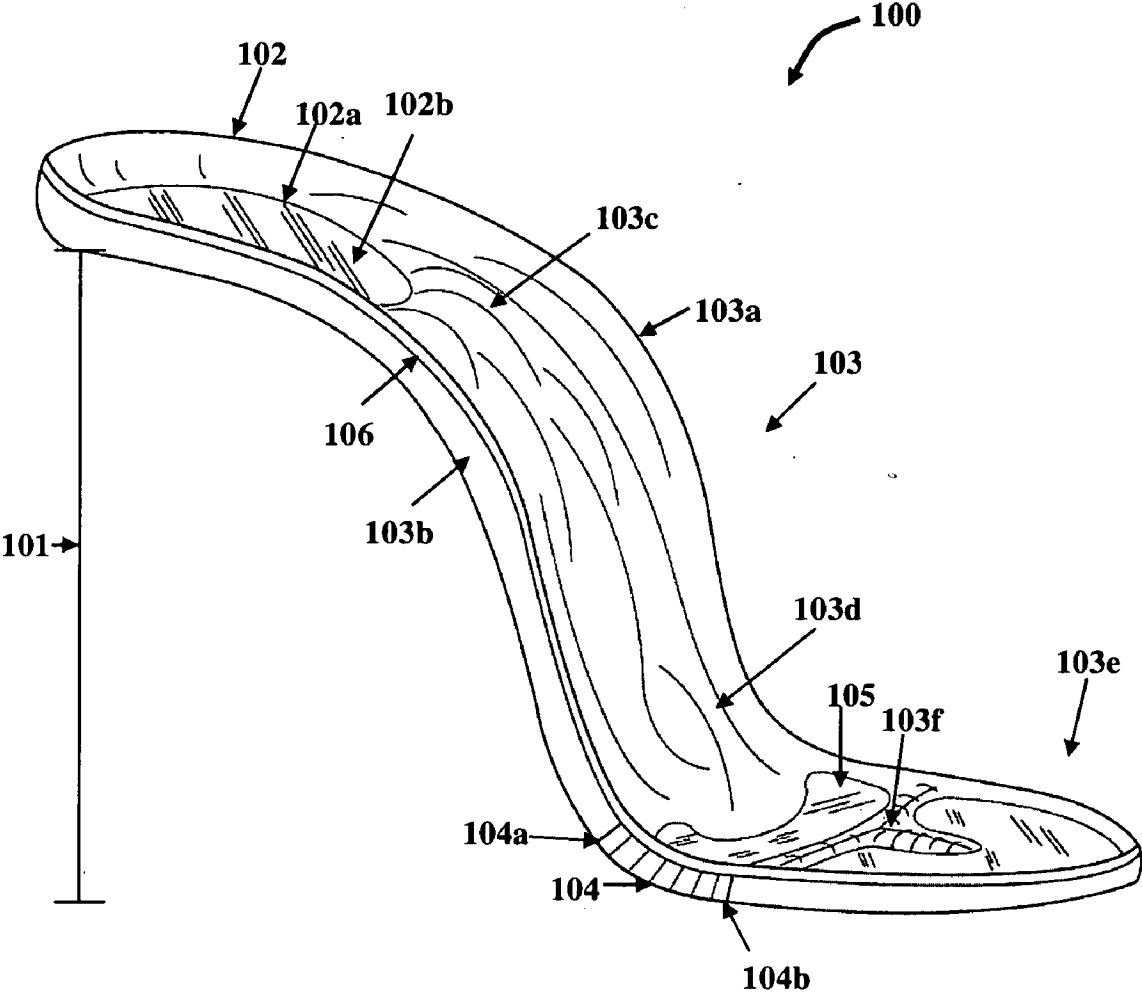


FIG. 1A

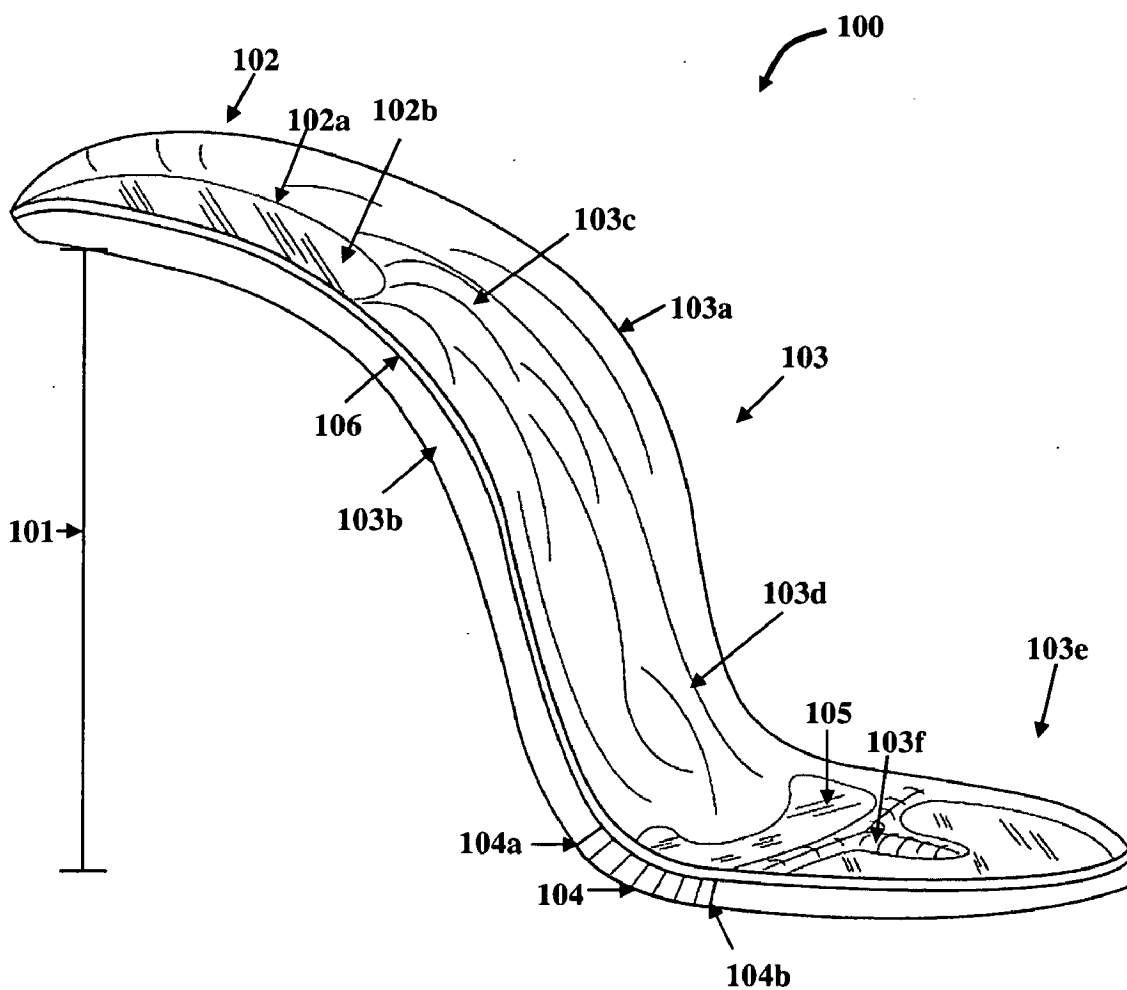


FIG. 1B

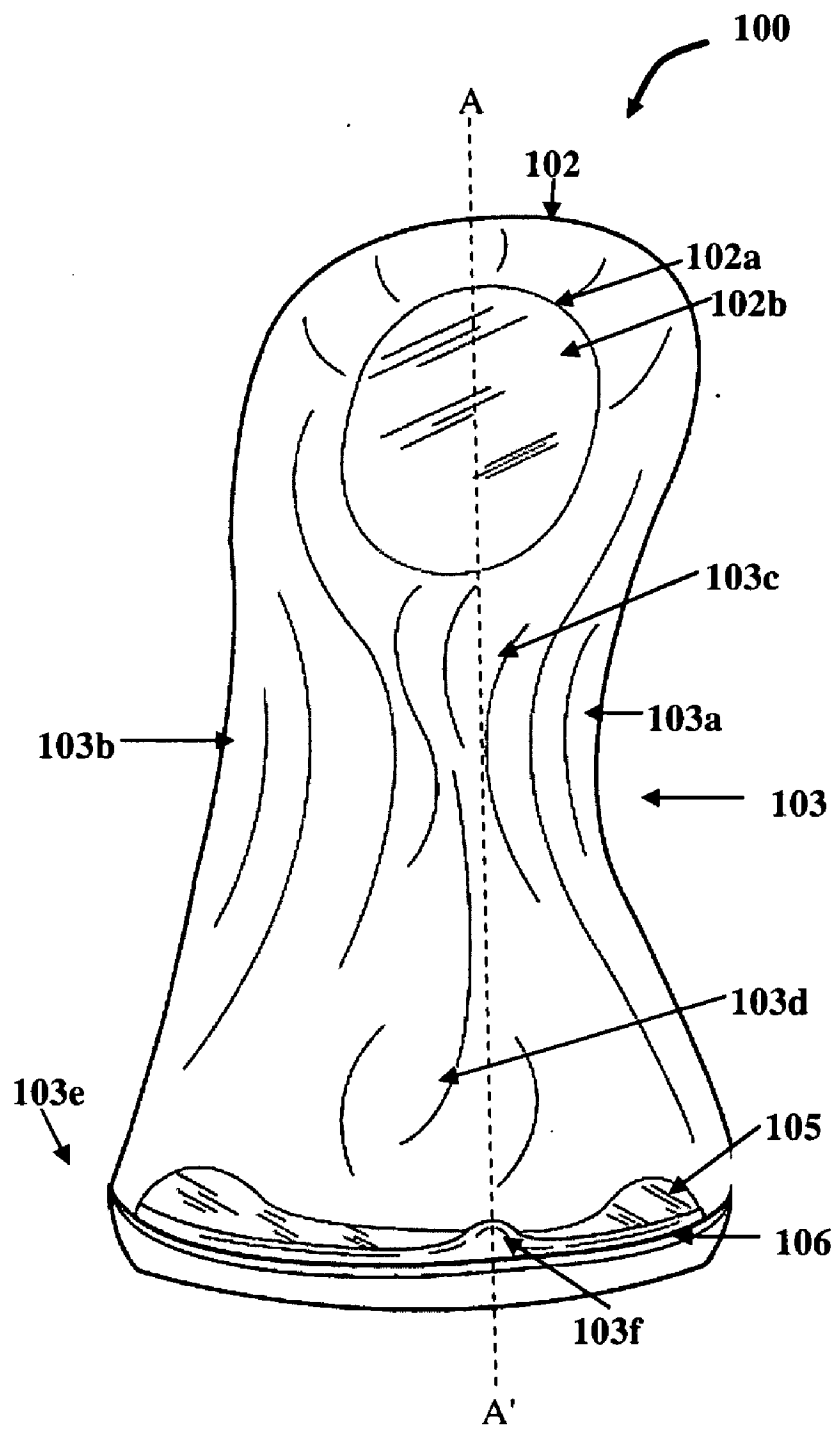


FIG. 2

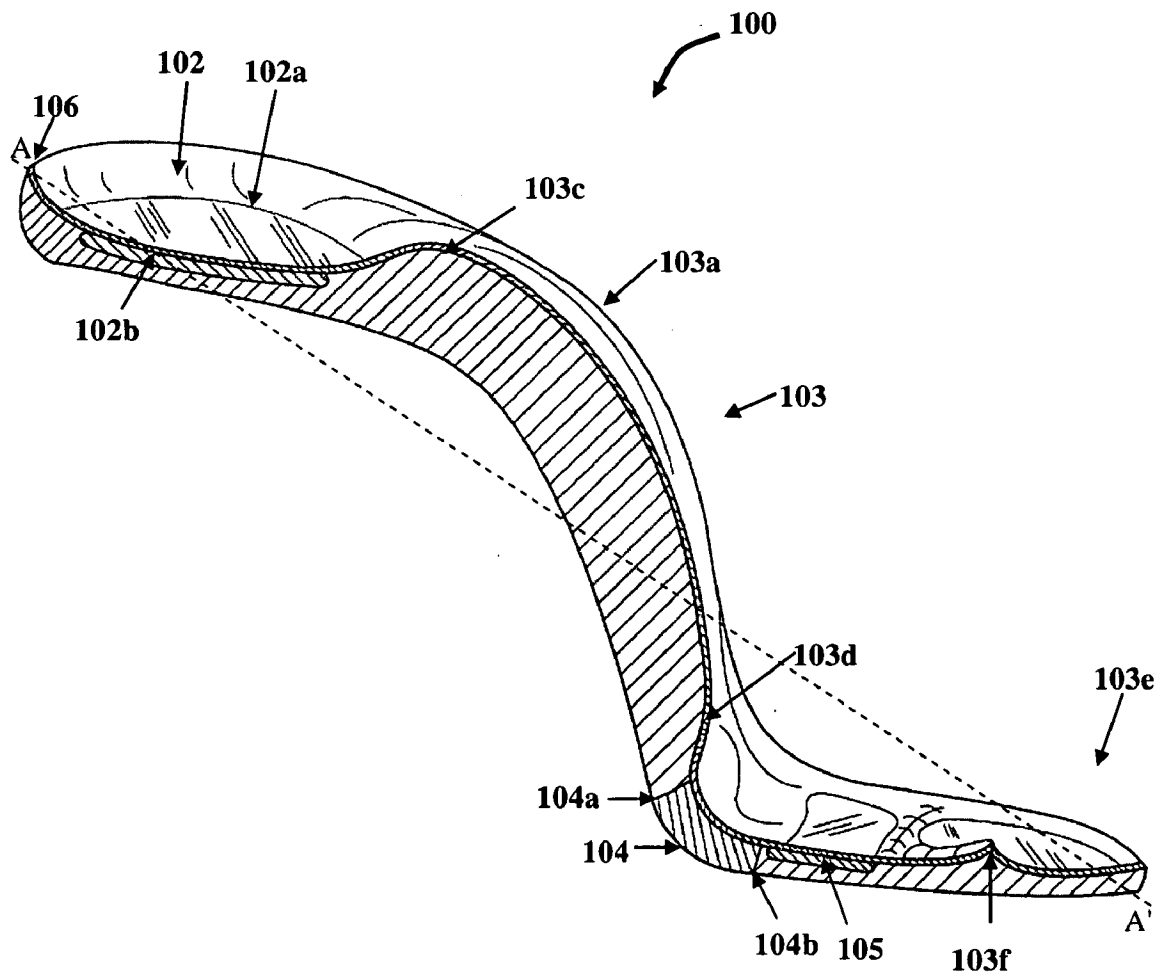


FIG. 3

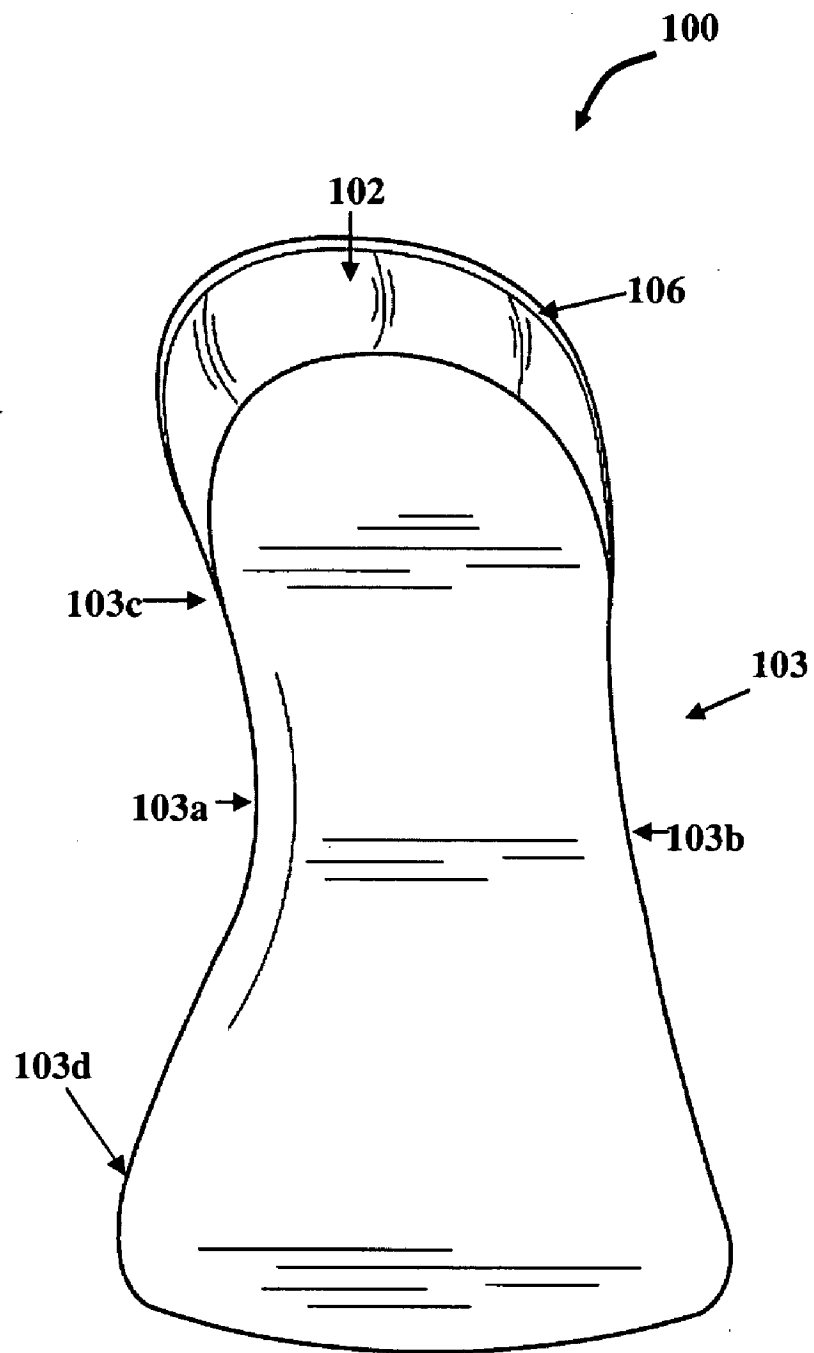


FIG. 4

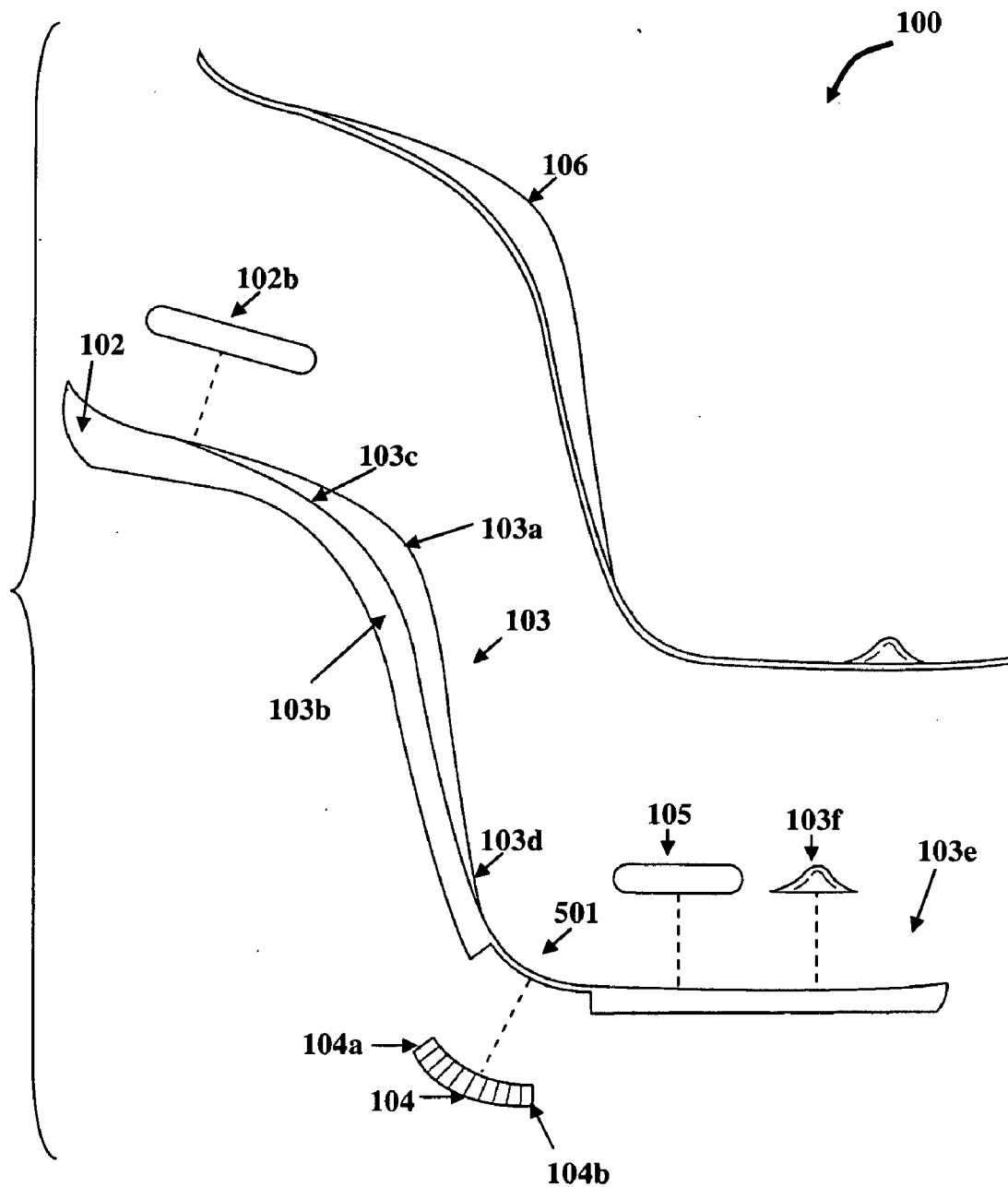


FIG. 5

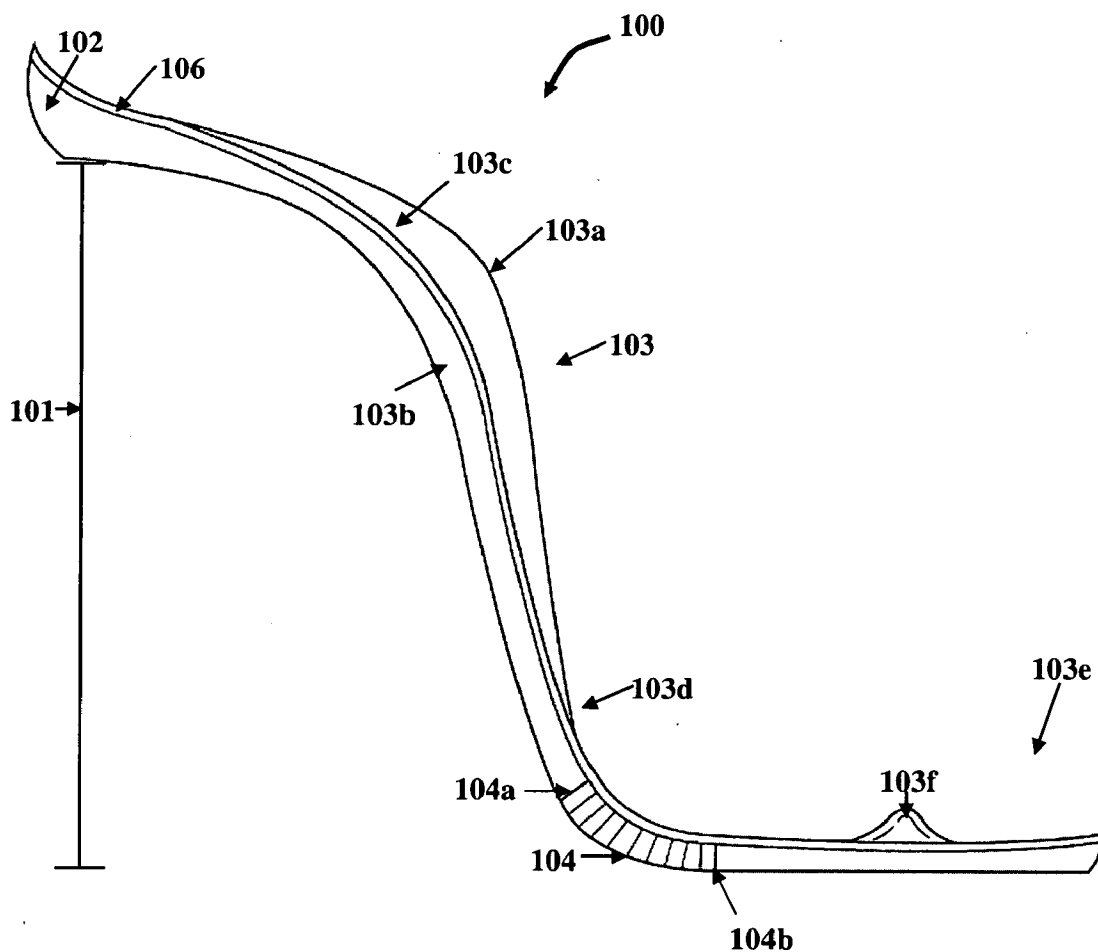


FIG. 6

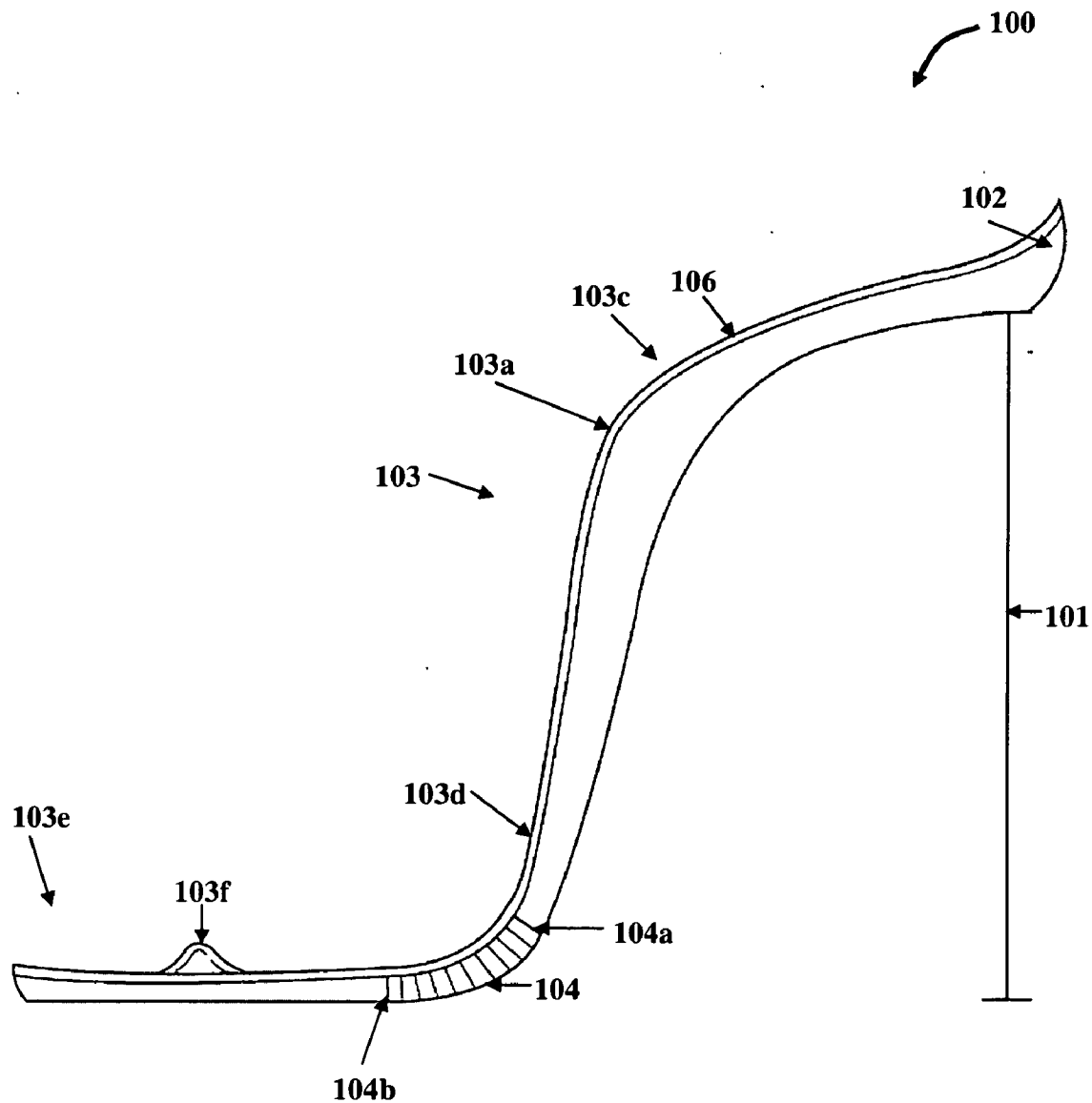


FIG. 7

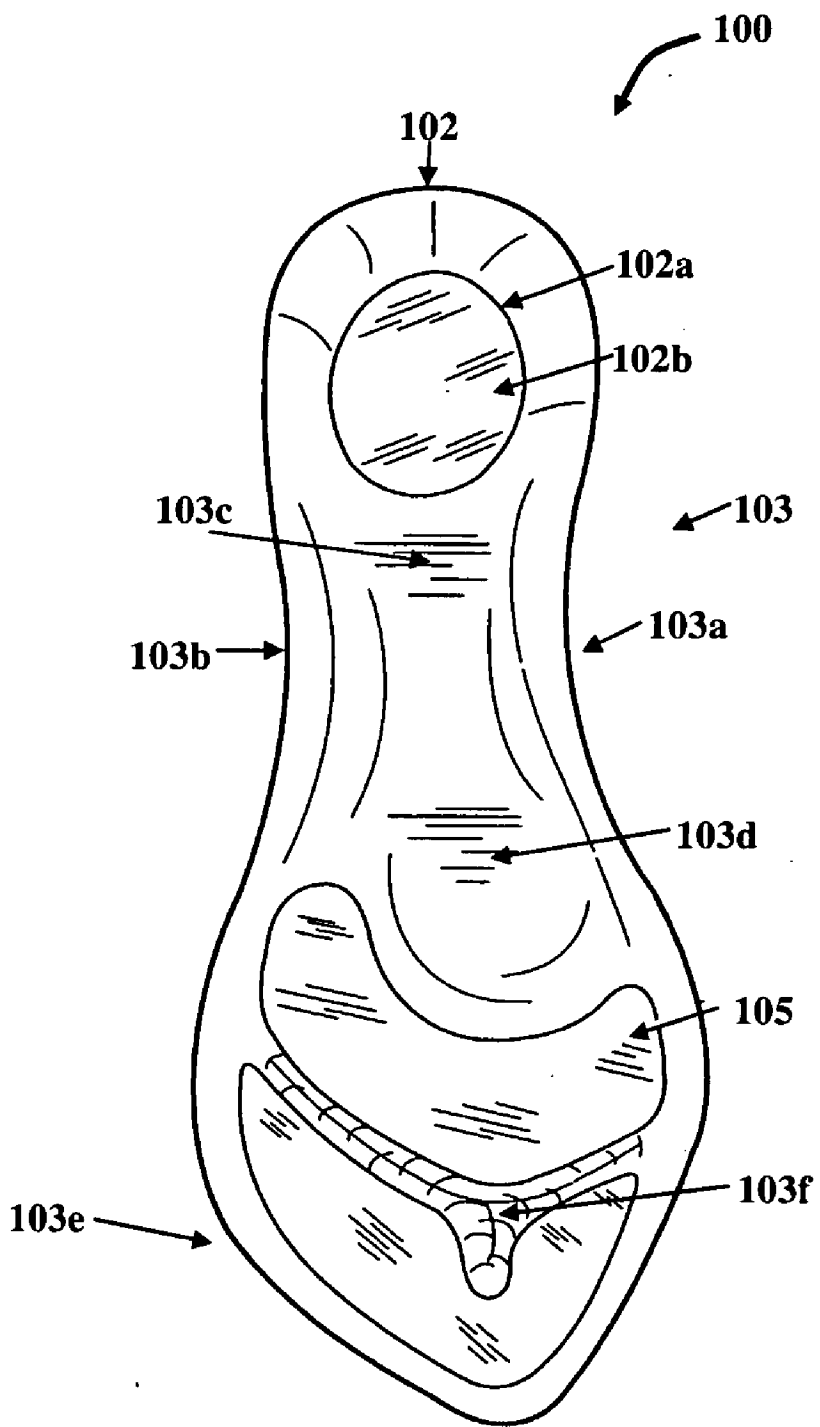


FIG. 8

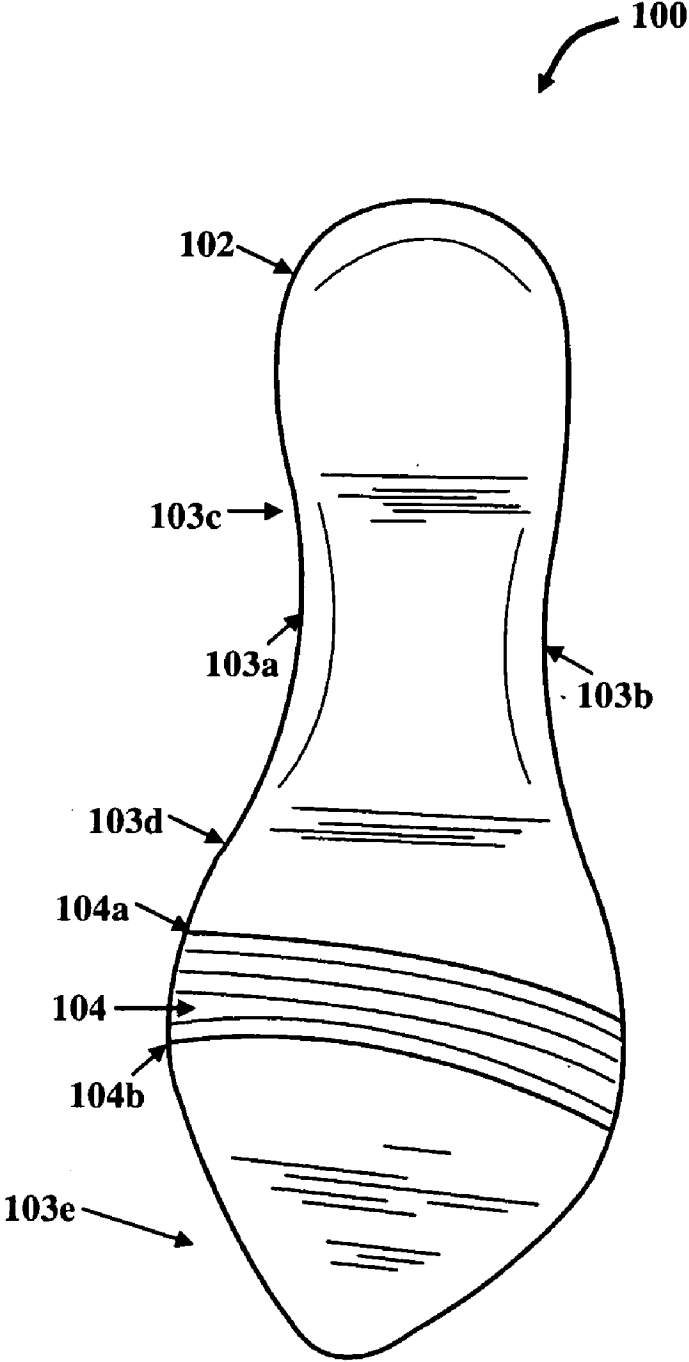


FIG. 9

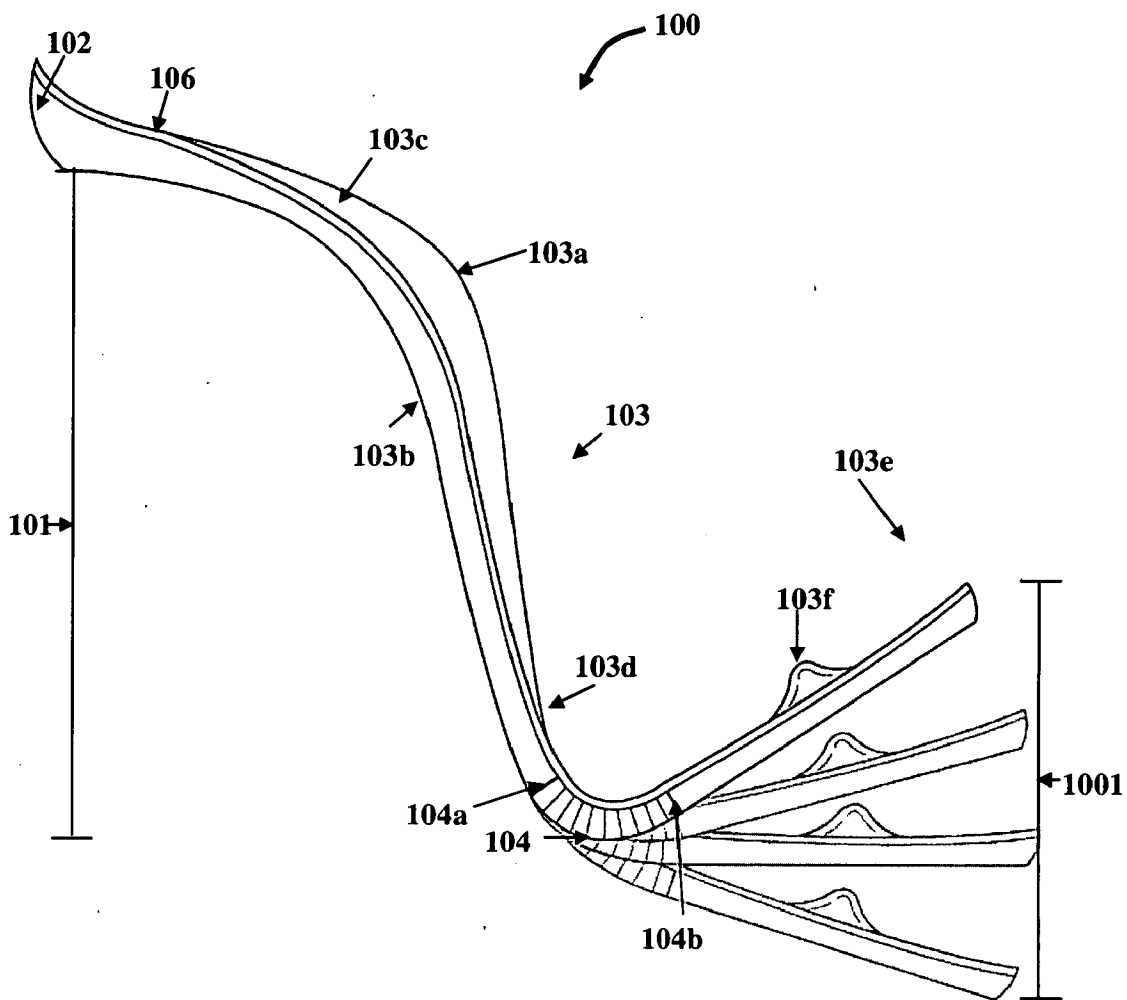


FIG. 10

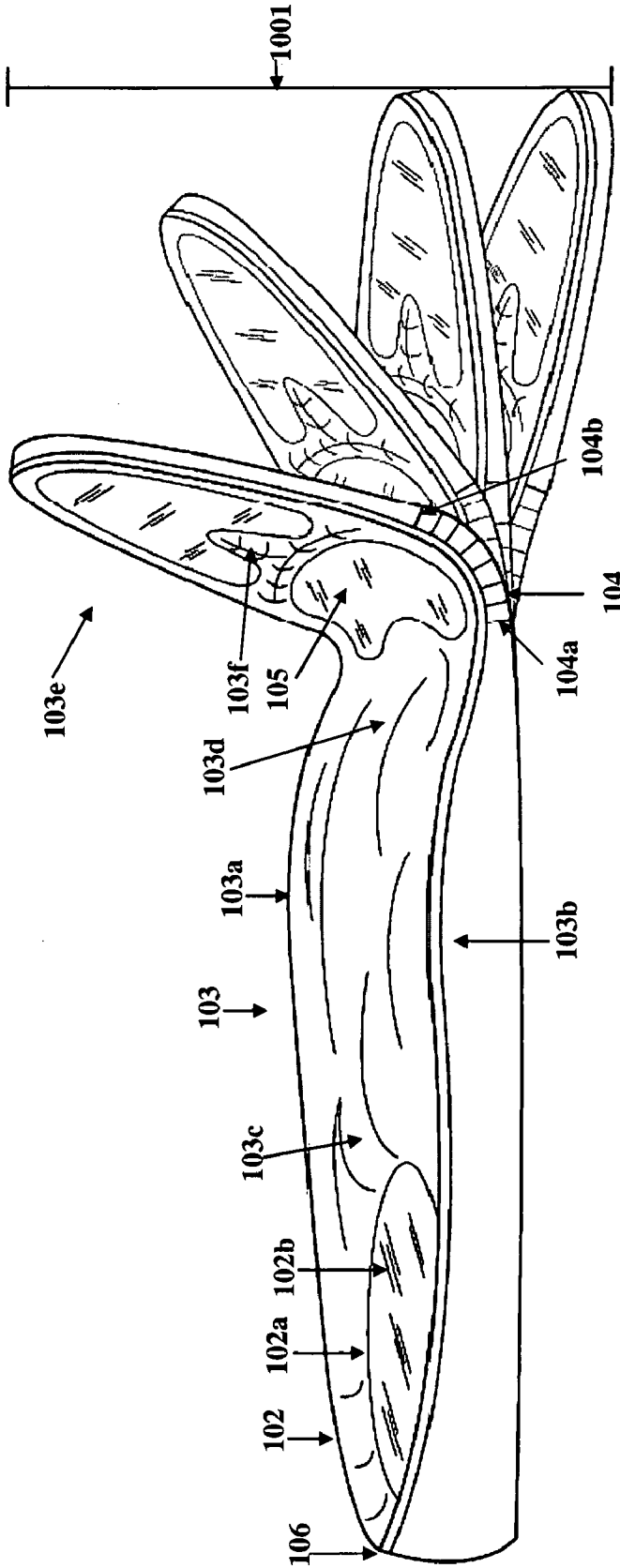


FIG. 11

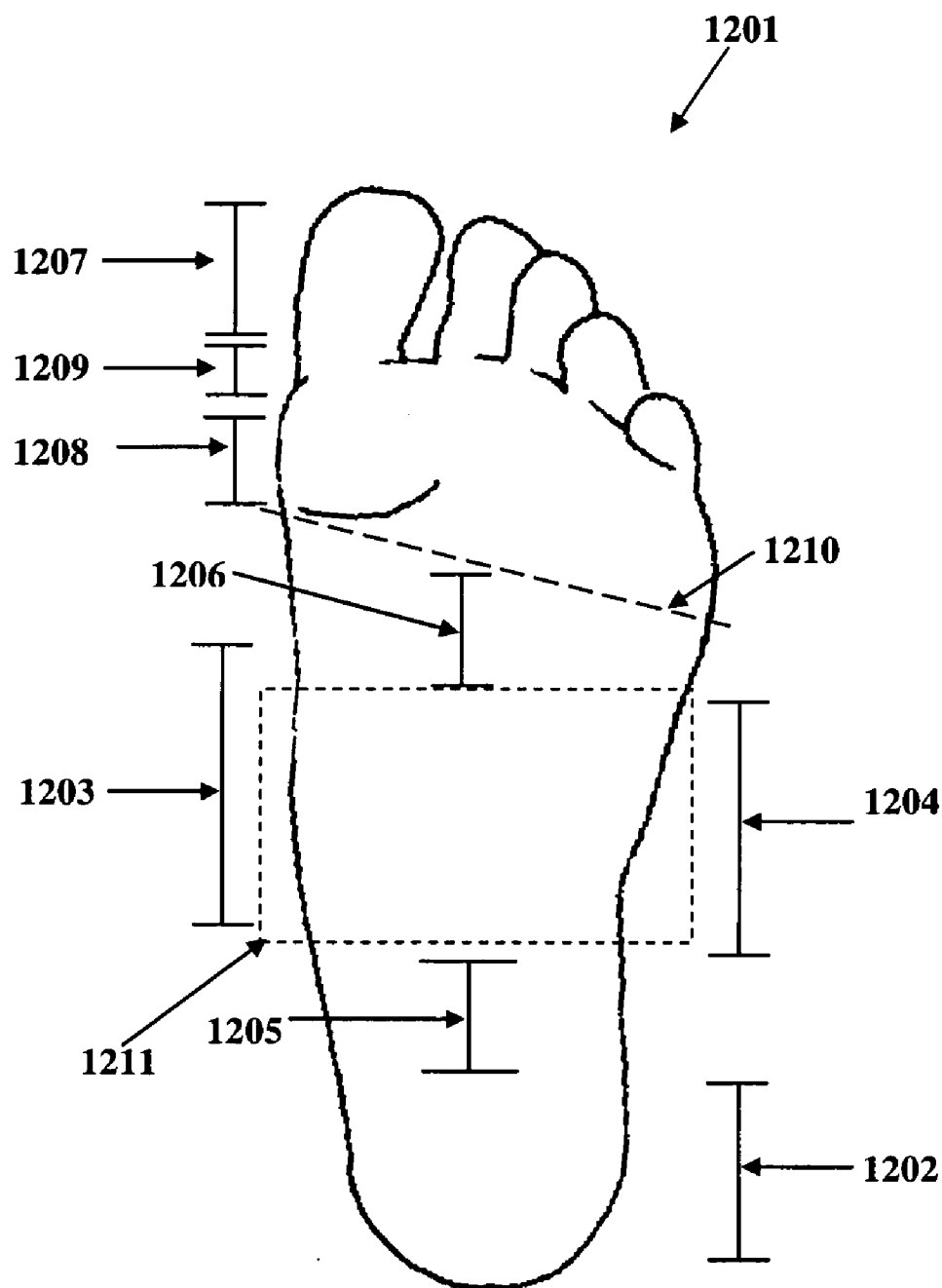


FIG. 12

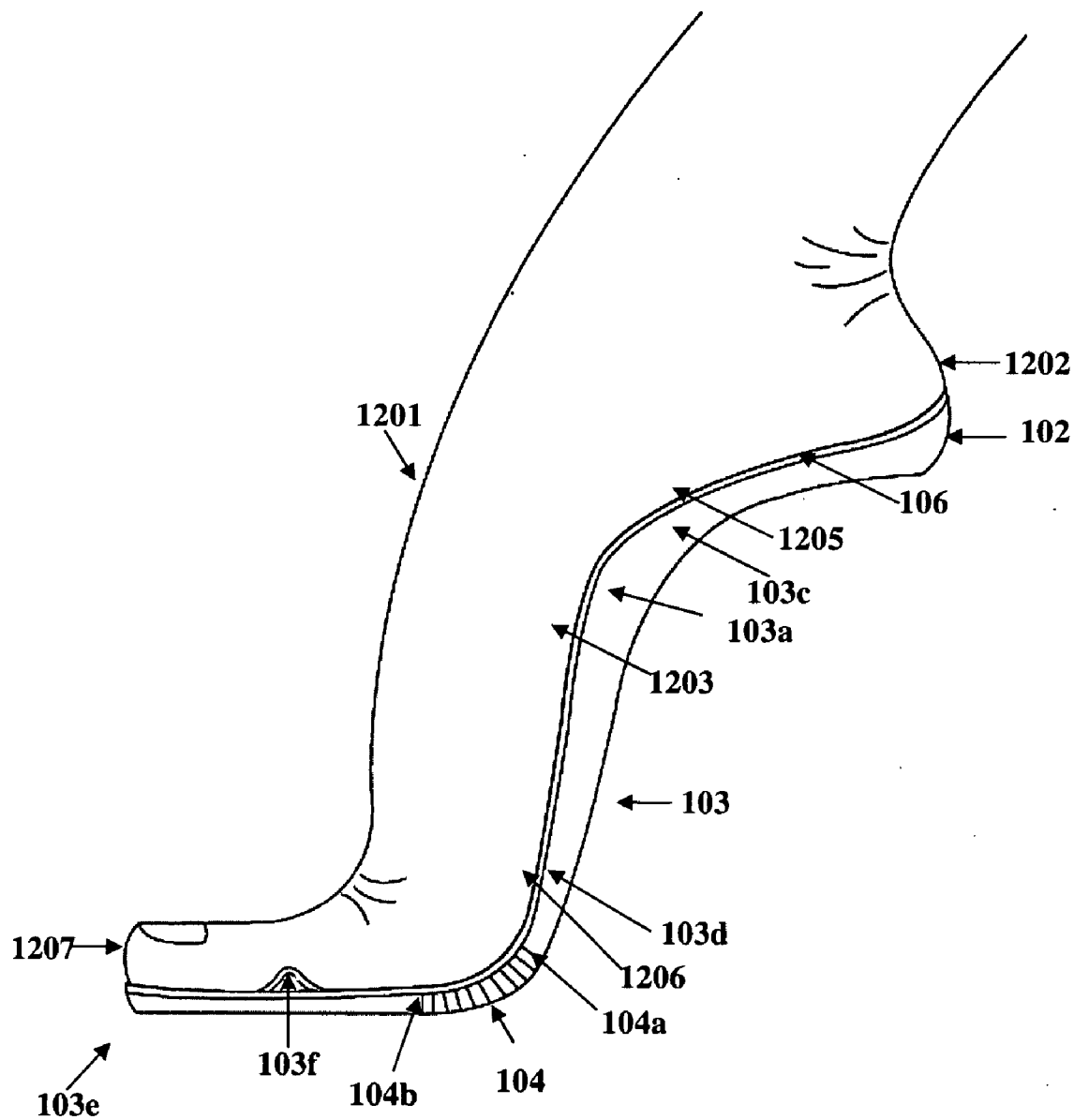


FIG. 13A

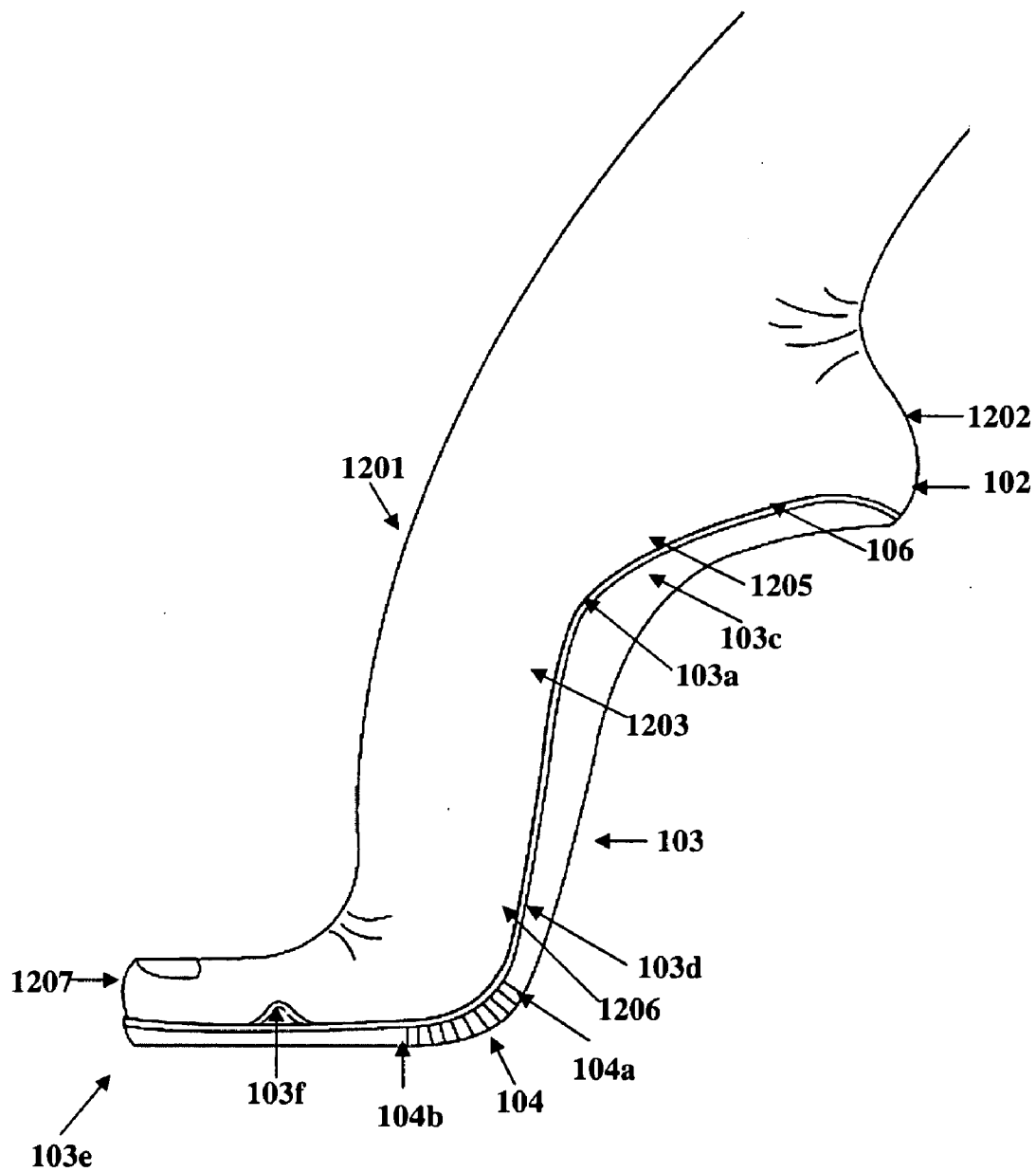


FIG. 13B

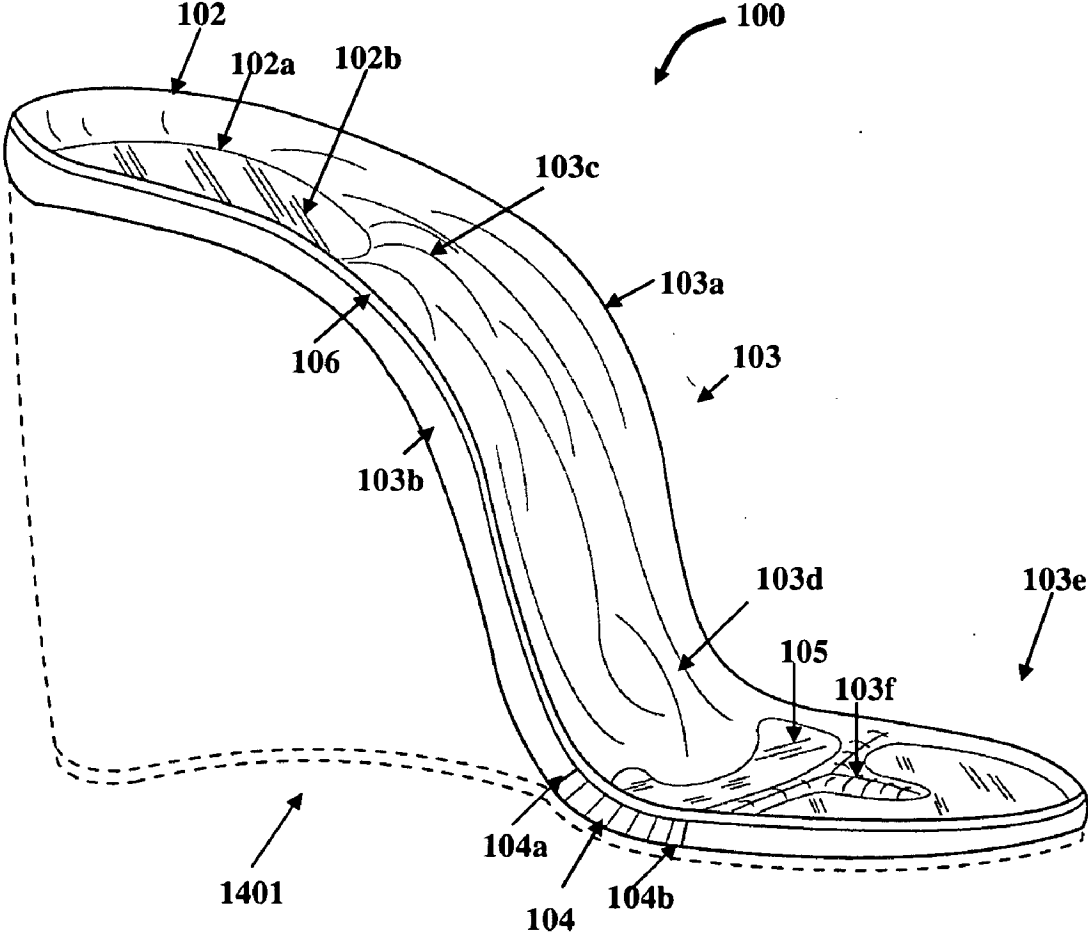


FIG. 14

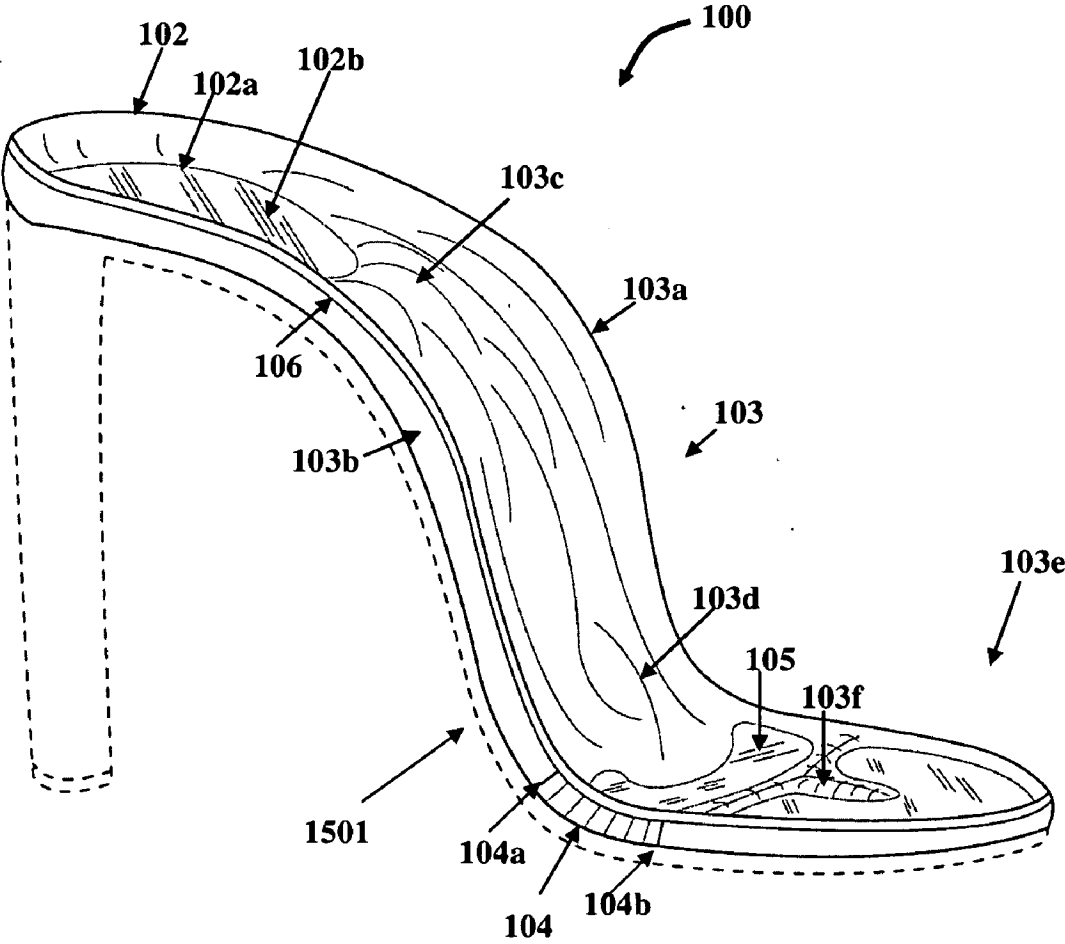


FIG. 15

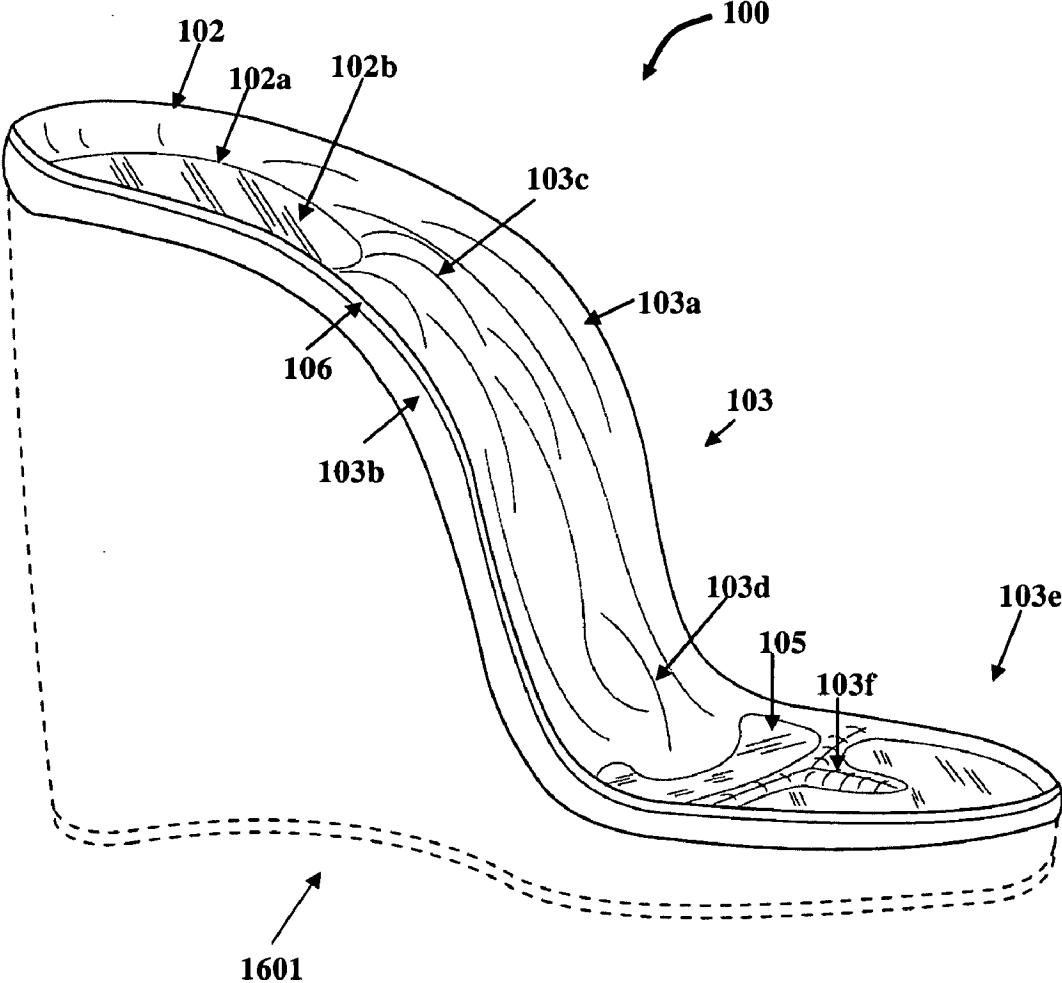


FIG. 16

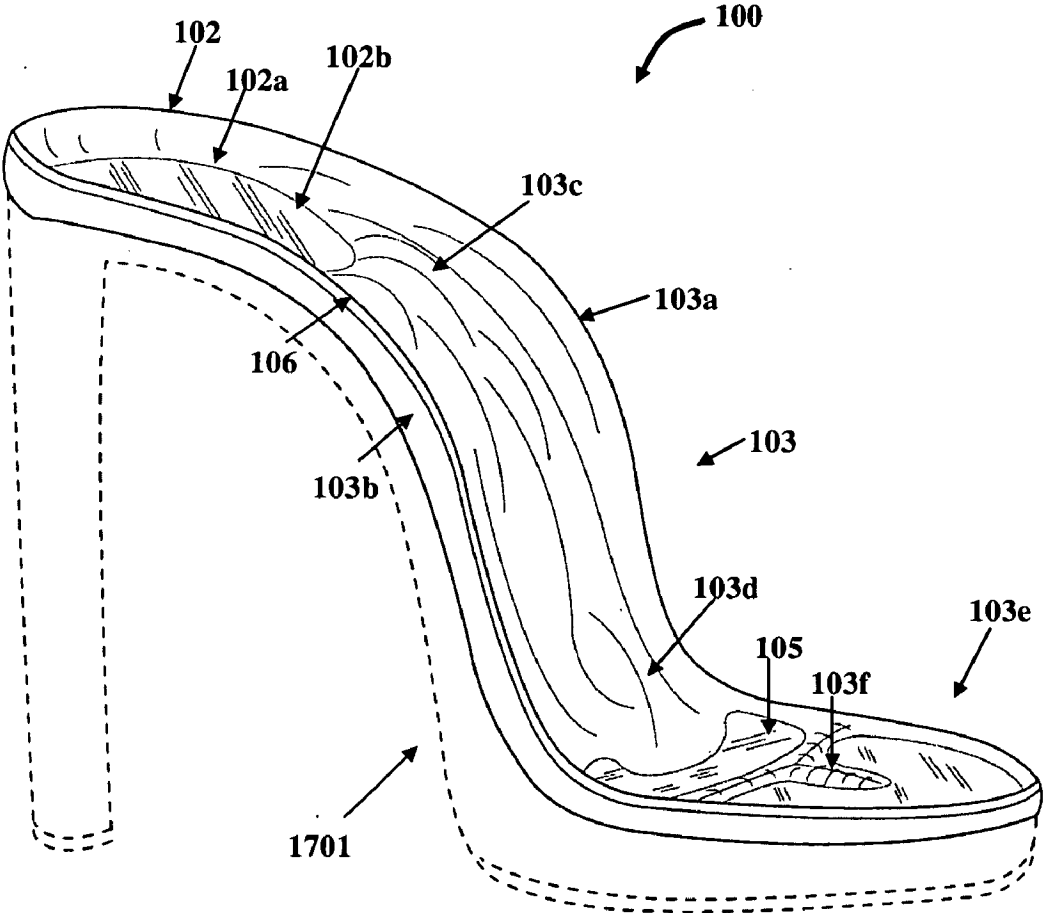


FIG. 17

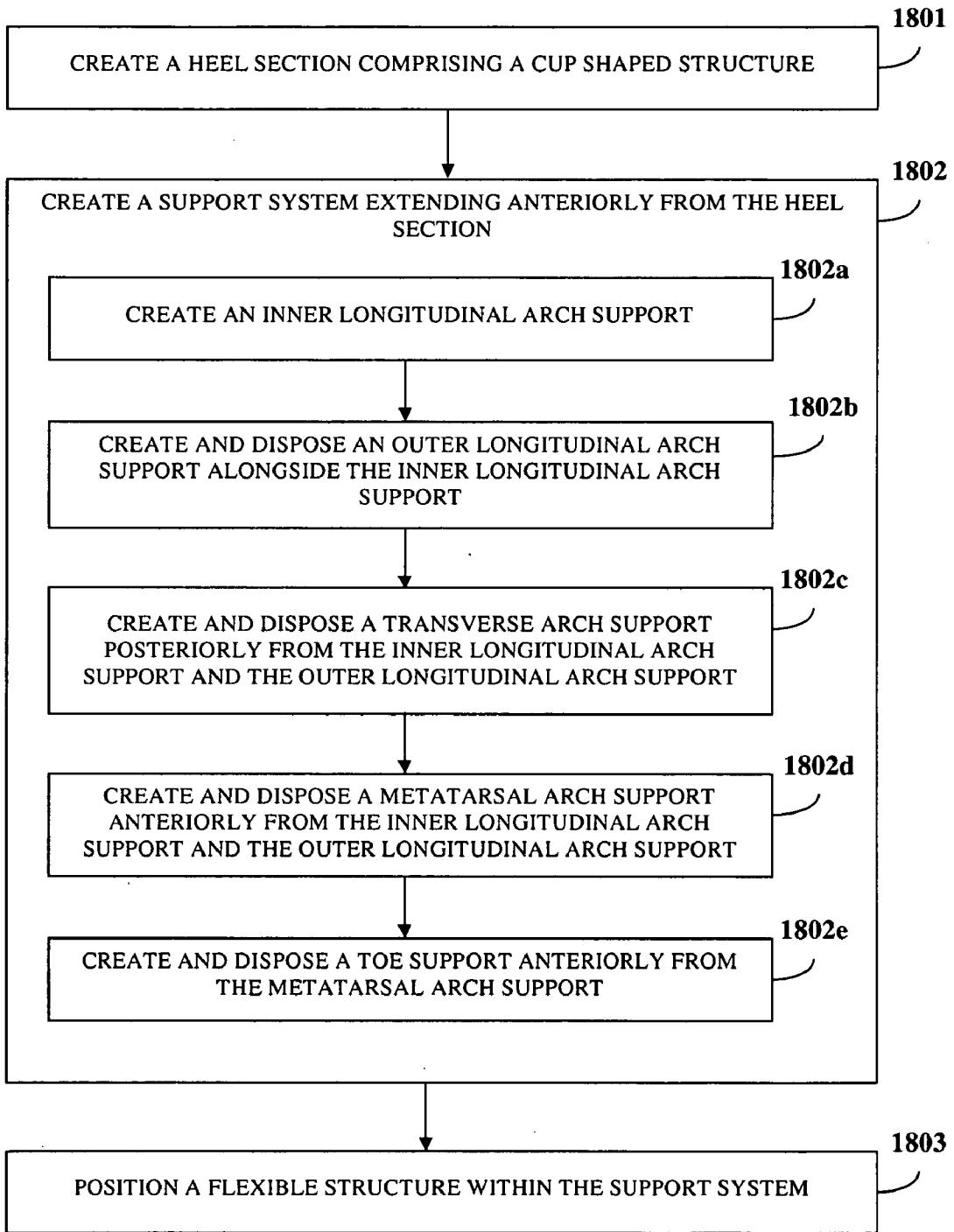


FIG. 18

ANATOMICALLY CORRECT FLEXIBLE CONTOURED FOOTBED INSOLE

CROSS REFERENCE TO RELATED APPLICATIONS

[0001] This application claims the benefit of provisional patent application number U.S. 61/063,423 titled "Anatomically Correct High Heel Flexible Footbed Insole", filed on Feb. 4, 2008 in the United States Patent and Trademark Office.

BACKGROUND

[0002] This invention, in general, relates to an insole for footwear. More particularly, this invention relates to a flexible contoured footbed insole for use with footwear of a wide range of heel heights and also for footwear without high heels, for providing an anatomically correct foot support to a wearer of the footwear.

[0003] High heeled footwear is typically uncomfortable to the wearer and may cause discomfort and pain to the wearer. Some high heeled footwear may provide some comfort to the foot of the wearer by providing soft padding inside the footwear. However, the soft padding may not be anatomically correct and does not provide proper support to the arches of the foot.

[0004] Typical high heeled footwear provides little or no anatomically correct foot support. The footbed insoles inside high heeled footwear do not provide structural rigidity and support, or do not enable freedom of movement of the wearer's foot. Arches of the wearer's foot may be strained due to lack of structural support, causing pain and discomfort to the wearer. The heel of the foot may slip and slide off the center of the footwear due to lack of heel support, thereby causing foot stress. The risk of the wearer of high heeled footwear suffering ankle injury may be increased due to lack of heel support. The toes and ball of the foot may be unsupported by the footwear and may slip off the footwear due to the steep incline created by elevation of the heel of the foot by the high heeled footwear.

[0005] Hence, there is a need for a flexible contoured footbed insole for footwear that provides an orthopedically and anatomically correct foot support to a wearer of the footwear and that provides freedom of movement to the wearer's foot.

SUMMARY OF THE INVENTION

[0006] This summary is provided to introduce a selection of concepts in a simplified form that are further described in the detailed description of the invention. This summary is not intended to identify key or essential inventive concepts of the claimed subject matter, nor is it intended for determining the scope of the claimed subject matter.

[0007] The flexible contoured footbed insole for footwear disclosed herein addresses the above mentioned need for providing an orthopedically and anatomically correct foot support to a wearer of the footwear. The flexible contoured footbed insole comprises a heel section and a support system. The heel section comprises a cup shaped structure for accommodating a heel of the wearer's foot. The heel section may further comprise a first cushioning structure for providing comfort and shock absorbance to the heel of the wearer's foot. The first cushioning structure is located in the cup shaped structure of the heel section.

[0008] The support system extends anteriorly from the heel section. The support system supports the inner longitudinal arch, outer longitudinal arch, transverse arch, metatarsal arch, and toes of the wearer's foot. The support system may comprise an inner longitudinal arch support, an outer longitudinal arch support, a transverse arch support, a metatarsal arch support, and a toe support. The inner longitudinal arch runs along the inside of the wearer's foot from the ball of the foot to the heel of the foot. The inner longitudinal arch support supports the inner longitudinal arch of the wearer's foot. The inner longitudinal arch supports the wearer's body weight and when supported adequately helps distribute the weight evenly between the ball and heel of the wearer's foot, thereby relieving excess pressure exerted on the ball of the wearer's foot when wearing high heeled footwear.

[0009] The outer longitudinal arch runs along the outside of the wearer's foot. The outer longitudinal arch support is disposed adjacent to the inner longitudinal arch support and supports the outer longitudinal arch of the wearer's foot. The outer longitudinal arch support is rigid and stabilizes the wearer's foot while bearing weight of the wearer's body. The transverse arch is situated across the heel of the wearer's foot behind the in-step. The transverse arch is the first arch to make contact with the ground during walking, thereby acting as a shock absorber for the wearer's body. The transverse arch support extends posteriorly from the inner longitudinal arch support and the outer longitudinal arch support. The transverse arch support supports the transverse arch of the wearer's foot.

[0010] The metatarsal arch is formed by the five metatarsal heads across the ball of the wearer's foot. The metatarsal arch support extends anteriorly from the inner longitudinal arch support and the outer longitudinal arch support. The metatarsal arch support stabilizes the five metatarsal heads of the foot. The toe support extends anteriorly from the metatarsal arch support and supports the toes of the wearer's foot. The toe support may comprise a raised toe bar section at a location corresponding to an area between the ball and the toes of the wearer's foot for preventing the foot of the wearer from sliding forward. The raised toe bar section provides a raised physical barrier which prevents the wearer's foot from sliding forward due to the steep incline of the high heeled footwear.

[0011] The flexible contoured footbed insole may further comprise a flexible structure. The flexible structure is disposed within the support system. The flexible structure is disposed at a section that links the metatarsal arch support and the toe support. The flexible structure provides flexibility and freedom of movement to the wearer's foot. The flexible contoured footbed insole may further comprise a second cushioning structure between the metatarsal arch support and the toe support for providing comfort and shock absorbance to the ball of the wearer's foot. A lining is disposed along the upper surface of the flexible contoured footbed insole for providing a contact surface for the wearer's foot. The flexible contoured footbed insole may be made of a moisture absorbing material with a non-slippery surface texture for absorbing moisture produced by the foot. The non-slippery surface texture of the moisture absorbing material prevents the wearer's foot from sliding away from a position comfortable to the wearer. The moisture absorbing material is pliable and compressed under the weight of the wearer for accommodating unique contours of the wearer's foot.

BRIEF DESCRIPTION OF THE DRAWINGS

[0012] The foregoing summary, as well as the following detailed description of the invention, is better understood

when read in conjunction with the appended drawings. For the purpose of illustrating the invention, exemplary constructions of the invention are shown in the drawings. However, the invention is not limited to the specific methods and instrumentalities disclosed herein.

[0013] FIG. 1A exemplarily illustrates a flexible contoured footbed insole for use with high heeled footwear, for providing an anatomically correct foot support to a wearer of the high heeled footwear.

[0014] FIG. 1B exemplarily illustrates a flexible contoured footbed insole of high heeled footwear, with an alternative design of the heel section.

[0015] FIG. 2 exemplarily illustrates a front view of the flexible contoured footbed insole for use with high heeled footwear.

[0016] FIG. 3 exemplarily illustrates a side sectional view of the flexible contoured footbed insole for use with high heeled footwear.

[0017] FIG. 4 exemplarily illustrates a rear view of the flexible contoured footbed insole for use with high heeled footwear.

[0018] FIG. 5 exemplarily illustrates an exploded side view of the flexible contoured footbed insole for use with high heeled footwear.

[0019] FIGS. 6-7 exemplarily illustrate side views of the flexible contoured footbed insole for use with high heeled footwear.

[0020] FIG. 8 exemplarily illustrates a top view of the flexible contoured footbed insole for use with high heeled footwear.

[0021] FIG. 9 exemplarily illustrates a bottom view of the flexible contoured footbed insole for use with high heeled footwear.

[0022] FIG. 10 exemplarily illustrates a side view of the flexible contoured footbed insole for use with high heeled footwear illustrating the flexibility provided by the flexible structure.

[0023] FIG. 11 exemplarily illustrates a side view of the flexible contoured footbed insole for use with flat footwear illustrating the flexibility provided by the flexible structure.

[0024] FIG. 12 exemplarily illustrates a bottom view of the anatomy of the foot of the wearer illustrating different sections of the foot.

[0025] FIG. 13A exemplarily illustrates a side view of the flexible contoured footbed insole for use with high heeled footwear, accommodating the wearer's foot.

[0026] FIG. 13B exemplarily illustrates a side view of the flexible contoured footbed insole for use with high heeled footwear, with an alternative design of the heel section, accommodating the wearer's foot.

[0027] FIG. 14 exemplarily illustrates a flexible contoured footbed insole with the flexible structure used in a wedge high heeled shoe.

[0028] FIG. 15 exemplarily illustrates a flexible contoured footbed insole with the flexible structure used in a high heeled shoe.

[0029] FIG. 16 exemplarily illustrates a flexible contoured footbed insole without the flexible structure used in a platform wedge high heeled shoe.

[0030] FIG. 17 exemplarily illustrates a flexible contoured footbed insole without the flexible structure used in a platform high heeled shoe.

[0031] FIG. 18 illustrates a method of manufacturing a flexible contoured footbed insole for footwear for providing an anatomically correct foot support to a wearer of the footwear.

DETAILED DESCRIPTION OF THE INVENTION

[0032] For purposes of illustration, a detailed description of a flexible contoured footbed insole for high heeled footwear is provided herein. However, the scope of the flexible contoured footbed insole disclosed herein is not limited to an insole for use with high heeled footwear but may be extended to include a flexible contoured footbed insole for use with a wide range of heel heights, including footwear without high heels.

[0033] FIG. 1A exemplarily illustrates a flexible contoured footbed insole 100 for use with high heeled footwear, for providing an anatomically correct foot support to a wearer of the high heeled footwear. As used herein, the term "anatomically correct foot support" refers to a foot support adaptable to the contours of a foot 1201 of the wearer. The flexible contoured footbed insole 100 comprises a heel section 102 and a support system 103. A front view of the flexible contoured footbed insole 100 for use with high heeled footwear is exemplarily illustrated in FIG. 2. A side sectional view of the flexible contoured footbed insole 100 taken along the sectional line AA' illustrated in FIG. 2, is exemplarily illustrated in FIG. 3. A rear view of the flexible contoured footbed insole 100 for use with high heeled footwear is exemplarily illustrated in FIG. 4. The heel section 102 of the flexible contoured footbed insole 100 may be raised, for example, to a height 101 of 4 inches or more to be used with footwear with heels of a height of 4 inches or more. The flexible contoured footbed insole 100 may also be manufactured for use with a wide range of heel heights, for example, heels 1 inch in height to heels 4 inches in height. The flexible contoured footbed insole 100 for high heeled footwear with an alternative design of the heel section 102 is exemplarily illustrated FIG. 1B. The flexible contoured footbed insole 100 may also be manufactured for use with flat footwear, as exemplarily illustrated in FIG. 11. The flexible contoured footbed insole 100 may be detachably attached to the footwear based on the wearer's need.

[0034] A bottom view of the anatomy and contours of the wearer's foot 1201 illustrating different sections of the foot 1201 is exemplarily illustrated in FIG. 12. The foot 1201 comprises a heel 1202, an inner longitudinal arch 1203, an outer longitudinal arch 1204, a transverse arch 1205, a metatarsal arch 1206, toes 1207, a ball 1208, and an area 1209 between the toes 1207 and the ball 1208 of the foot 1201. The inner longitudinal arch 1203 and the outer longitudinal arch 1204 together form the waist 1211 of the foot 1201. FIG. 12 further illustrates an area 1210 between ball 1208 and waist 1211 of the wearer's foot 1201 corresponding to which a flexible structure 104 may be provided on the flexible contoured footbed insole 100.

[0035] As illustrated in FIG. 1A, FIG. 1B, and FIG. 2, the heel section 102 comprises a cup shaped structure 102a for accommodating a heel 1202 of the wearer's foot 1201. At the heel section 102, the flexible contoured footbed insole 100 is recessed in a concave shape to accommodate the convex contour of the heel 1202 of the wearer's foot 1201. The cup shaped structure 102a prevents the heel 1202 of the foot 1201 from slipping off center of the flexible contoured footbed insole 100. Slipping of the foot 1201 may cause injuries to the foot 1201. The cup shaped structure 102a therefore protects the foot 1201 from these injuries. The cup shaped structure

102a may be molded to an appropriate depth to provide enhanced stability of the heel **1202** of the foot **1201**. The cup shaped structure **102a** also prevents displacement of the heel **1202** of the foot **1201** from directly under the ankle of the foot **1201**, thereby preventing discomfort to the wearer caused by the displacement. The cup shaped structure **102a**, illustrated in FIG. 1A may provide a bulky appearance to the posterior end of the heel section **102**. The bulky appearance may be overcome by providing stylized fabrics over the cup shaped structure **102a**. An alternative design of the cup shaped structure **102a** is exemplarily illustrated in FIG. 1B. In the alternative design illustrated in FIG. 1B, the posterior wall of the cup shaped structure **102a** is removed for an enhanced aesthetic appearance for some styles of footwear. The alternative design provides a less bulky posterior appearance while still maintaining the functionality of the cup shaped structure **102a**.

[0036] The heel section **102** may further comprise a first cushioning structure **102b** for providing comfort and shock absorbance to the heel **1202** of the wearer's foot **1201**. The first cushioning structure **102b** is located in the cup shaped structure **102a** of the heel section **102**. The first cushioning structure **102b** comprises a soft padding under the heel **1202** of the foot **1201** for ensuring comfort and shock absorbance, thereby easing pressure on ankles, knees, hips, and spine of the wearer.

[0037] The support system **103** extends anteriorly from the heel section **102**. The support system **103** supports an inner longitudinal arch **1203**, an outer longitudinal arch **1204**, a transverse arch **1205**, a metatarsal arch **1206**, and toes **1207** of the wearer's foot **1201**. The support system **103** may comprise an inner longitudinal arch support **103a**, an outer longitudinal arch support **103b**, a transverse arch support **103c**, a metatarsal arch support **103d**, and a toe support **103e**. A top view of the flexible contoured footbed insole **100** for use with high heeled footwear illustrating the support system **103** and the heel section **102** is exemplarily illustrated in FIG. 8.

[0038] The transverse arch support **103c**, the inner longitudinal arch support **103a**, the outer longitudinal arch support **103b**, and the metatarsal arch support **103d** are contiguous sections of the flexible contoured footbed insole **100**. The transverse arch support **103c** lies proximate to the heel section **102**. The transverse arch support **103c** is located downstream of the heel section **102** and upstream of the inner longitudinal arch support **103a** and the outer longitudinal arch support **103b**. The inner longitudinal arch support **103a** and the outer longitudinal arch support **103b** lie side by side and are located downstream of the transverse arch support **103c**. The inner longitudinal arch support **103a** and the outer longitudinal arch support **103b** lie between the transverse arch support **103c** and the metatarsal arch support **103d**.

[0039] The metatarsal arch support **103d** is proximate to the inner longitudinal arch support **103a** and the outer longitudinal arch support **103b**. The metatarsal arch support **103d** is located downstream of the inner longitudinal arch support **103a** and the outer longitudinal arch support **103b** and upstream of the toe support **103e**. The toe support **103e** is proximate to and located downstream of the metatarsal arch support **103d** and forms the frontal section of the flexible contoured footbed insole **100**.

[0040] The inner longitudinal arch **1203** runs along the inside of the wearer's foot **1201** from the ball **1208** of the foot **1201** to the heel **1202** of the foot **1201**. The inner longitudinal arch support **103a** is a section of the flexible contoured foot-

bed insole **100** contoured to the shape of the inner longitudinal arch **1203** of the wearer's foot **1201**. The inner longitudinal arch support **103a** is designed to accommodate the inner longitudinal arch **1203** of the wearer's foot **1201** when the wearer is standing or resting her weight on the high heeled or flat footwear. The inner longitudinal arch support **103a** supports and stabilizes the inner longitudinal arch **1203** of the wearer's foot **1201** and prevents the inner longitudinal arch **1203** from collapsing. The inner longitudinal arch support **103a** aids in distribution of weight of the wearer evenly from the heel **1202** to the ball **1208** of the foot **1201**. The inner longitudinal arch **1203** of the foot **1201** may experience increased stress when the wearer wears high heeled footwear due to extension of the arch. The inner longitudinal arch support **103a** provides support to alleviate the increased stress experienced due to the wearing of the high heeled footwear. The inner longitudinal arch support **103a** may also provide comfort and shock absorbance to the inner longitudinal arch **1203** of the foot **1201**.

[0041] The outer longitudinal arch support **103b** is disposed adjacent to the inner longitudinal arch support **103a**. The outer longitudinal arch **1204** runs along the outside of the wearer's foot **1201**. The outer longitudinal arch support **103b** is a section of the flexible contoured footbed insole **100** contoured to the shape of the outer longitudinal arch **1204** of the wearer's foot **1201**. The outer longitudinal arch support **103b** is designed to accommodate the outer longitudinal arch **1204** of the wearer's foot **1201** when the wearer is standing or resting her weight on the high heeled or flat footwear. The outer longitudinal arch support **103b** supports the outer longitudinal arch **1204** of the wearer's foot **1201**. The outer longitudinal arch support **103b** is rigid and stabilizes the wearer's foot **1201** and supports partial weight of the wearer. The outer longitudinal arch support **103b** therefore provides support to the weight of the wearer's body.

[0042] The transverse arch support **103c** extends posteriorly from the inner longitudinal arch support **103a** and the outer longitudinal arch support **103b**. The transverse arch **1205** is situated across the heel **1202** of the wearer's foot **1201** behind the in-step. The transverse arch support **103c** is a section of the flexible contoured footbed insole **100** contoured to the shape of the transverse arch **1205** of the wearer's foot **1201**. The transverse arch support **103c** is designed to accommodate the transverse arch **1205** of the wearer's foot **1201** when the wearer is standing or resting her weight on the high heeled or flat footwear. The transverse arch support **103c** supports the transverse arch **1205** of the wearer's foot **1201**. The transverse arch **1205** is the first arch of the wearer's foot **1201** to make contact with the ground during walking, thus it acts as a shock absorber for the wearer's body. The transverse arch support **103c** therefore has shock absorbing properties for supporting the transverse arch **1205**.

[0043] The metatarsal arch support **103d** extends anteriorly from the inner longitudinal arch support **103a** and the outer longitudinal arch support **103b**. The metatarsal arch support **103d** is a section of the flexible contoured footbed insole **100** contoured to the shape of the metatarsal arch **1206** of the wearer's foot **1201**. The metatarsal arch support **103d** is designed to accommodate the metatarsal arch **1206** of the wearer's foot **1201** when the wearer is standing or resting her weight on the high heeled or flat footwear. The metatarsal arch **1206** comprises five metatarsal heads forming the intermediate part of the foot **1201** between the toes **1207** and the heel **1202**. The five metatarsal heads collectively form the

metatarsus of the wearer's foot **1201**. The wearer's metatarsus may be subjected to pain and discomfort during walking. The metatarsal arch support **103d** stabilizes the metatarsal heads of the wearer's foot **1201**. The metatarsal arch support **103d** provides relief from the pain and discomfort to the metatarsus suffered by the wearer.

[0044] The toe support **103e** is a section of the flexible contoured footbed insole **100** designed to accommodate the toes **1207** of the wearer's foot **1201** when the wearer is standing or resting her weight on the high heeled or flat footwear. The toe support **103e** extends anteriorly from the metatarsal arch support **103d**. The toe support **103e** supports the toes **1207** of the wearer's foot **1201**. The toe support **103e** ensures appropriate posture of the toes **1207**. The toe support **103e** may comprise a raised toe bar section **103f** for preventing the foot **1201** from sliding forward. The raised toe bar section **103f** is provided on the flexible contoured footbed insole **100** at a location corresponding to an area **1209** between the ball **1208** and the toes **1207** of the wearer's foot **1201**, as illustrated in FIG. 8. The raised toe bar section **103f** is contoured to fit the area **1209** of the wearer's foot **1201**. When the wearer wears high heeled footwear, the wearer's foot **1201** may be pushed forward due to a steep incline created by elevation of the heel **1202** of the foot **1201** with respect to the toes **1207**. The raised toe bar section **103f** forms a physical barrier to the ball **1208** of the foot **1201**, thereby preventing the foot **1201** from sliding forward. The raised toe bar section **103f** may be provided on the flexible contoured footbed insole **100** for use with thong style footwear or non-thong style footwear. The toe support **103e** may be ergonomically designed to accommodate the toes **1207** of the foot **1201** and to provide comfort to the wearer. The toe support **103e** may also be narrowly tapered for an aesthetically enhanced design.

[0045] The flexible contoured footbed insole **100** may further comprise a second cushioning structure **105**, as exemplarily illustrated in FIG. 8, between the metatarsal arch support **103d** and the toe support **103e** for providing comfort and shock absorbance to the ball **1208** of the wearer's foot **1201**. The second cushioning structure **105** may provide a soft padding under the ball **1208** of the foot **1201** for ensuring comfort and shock absorbance. The first cushioning structure **102b** and the second cushioning structure **105** may be made of a soft and lightweight foam material, for example, Poron® foam. Poron® foam is an open-celled breathing material that wicks away moisture and has urethanes to provide shock absorbance. The foam material may be an antimicrobial material for inhibiting the growth of odor-causing bacteria and fungus.

[0046] The flexible contoured footbed insole **100** may further comprise a flexible structure **104** disposed within the support system **103**. The flexible structure **104** is disposed at a section **501** between the metatarsal arch support **103d** and the toe support **103e** of the support system **103**. In an embodiment, the flexible structure **104** may comprise a flexible corrugated or ribbed material. The flexible structure **104** allows the metatarsal arch support **103d** to flex or pivot about the posterior end **104a** of the flexible structure **104**, and allows the toe support **103e** to flex or pivot about the anterior end **104b** of the flexible structure **104**. The flexible structure **104** provides flexibility and freedom of movement to the foot **1201**. An exploded side view of the flexible contoured footbed insole **100** for use with high heeled footwear illustrating the heel section **102**, the first cushioning structure **102b**, the support system **103**, the flexible structure **104**, and the second cushioning structure **105** is exemplarily illustrated in FIG. 5. Side views of the flexible contoured footbed insole **100** for use with high heeled footwear illustrating the flexible struc-

ture **104** are exemplarily illustrated in FIGS. 6-7. A bottom view of the flexible contoured footbed insole **100** for use with high heeled footwear illustrating the flexible structure **104** is exemplarily illustrated in FIG. 9.

[0047] The flexible structure **104** may be located on the flexible contoured footbed insole **100** at an area corresponding to an area **1210** between ball **1208** and waist **1211** of the foot **1201**. The flexible structure **104** provides flexibility to the flexible contoured footbed insole **100**. The flexible structure **104** provides the flexible contoured footbed insole **100** with a wide range **1001** of motion, as exemplarily illustrated in FIG. 10 and FIG. 11. FIG. 10 exemplarily illustrates a side view of the flexible contoured footbed insole **100** for use with high heeled footwear illustrating the flexibility provided by the flexible structure **104**. FIG. 11 exemplarily illustrates a side view of the flexible contoured footbed insole **100** for use with flat footwear illustrating the flexibility provided by the flexible structure **104**. The flexible structure **104** therefore enables unrestricted relative motion of the waist **1211** and the heel **1202** of the foot **1201** with the ball **1208** and the toes **1207** of the foot **1201**. The flexible structure **104** may be made of an elastomer, for example, rubber, or a thermoplastic polymer, for example, polyvinyl chloride (PVC).

[0048] The flexible contoured footbed insole **100** may be used with the flexible structure **104** in shoes of different types. For example, the flexible contoured footbed insole **100** with the flexible structure **104** may be used in a wedge high heeled shoe **1401** as exemplarily illustrated in FIG. 14 or may be used in a regular high heeled shoe **1501** as exemplarily illustrated in FIG. 15. The wedge high heeled shoe **1401** and the regular high heeled shoe **1501** are illustrated by dashed lines in FIG. 14 and FIG. 15 respectively.

[0049] The flexible contoured footbed insole **100** may also be used without the flexible structure **104** in shoes of different types. For example, the flexible contoured footbed insole **100** without the flexible structure **104** may be used in a platform wedge high heeled shoe **1601** as exemplarily illustrated in FIG. 16 or may be used in a platform high heeled shoe **1701** as exemplarily illustrated in FIG. 17. The platform wedge high heeled shoe **1601** and the platform high heeled shoe **1701** are illustrated by dashed lines in FIG. 16 and FIG. 17 respectively.

[0050] A lining **106** may be disposed along the upper surface of the flexible contoured footbed insole **100** for providing a contact surface for the wearer's foot **1201**. The lining **106** is a layer of material disposed on the upper surface of the flexible contoured footbed insole **100**. The lining **106** may, for example, be a soft suede leather liner. The different components of the flexible contoured footbed insole **100** are disposed below the lining **106**. The flexible contoured footbed insole **100** may be made of a moisture absorbing material with a non-slippery surface texture for absorbing moisture produced by the foot **1201**. The material of the flexible contoured footbed insole **100** wicks excess moisture away from the foot **1201**, thereby ensuring optimal conditions for the foot **1201**. The non-slippery surface texture of the flexible contoured footbed insole **100** prevents the foot **1201** from sliding away from a position comfortable to the wearer. The flexible contoured footbed insole **100** may, for example, be made of cork and latex, and covered with a soft suede leather liner. The material may be pliable and compressed under the weight of the wearer, thereby accommodating the unique contours of the individual foot **1201** thus creating a personalized orthotic. The material may be a lightweight material.

[0051] FIG. 11 exemplarily illustrates a side view of the flexible contoured footbed insole **100** for use with flat footwear illustrating the flexibility provided by the flexible struc-

ture 104. The heel section 102 of the flexible contoured footbed insole 100 for use with flat footwear may not be raised to the height 101. However, the flexible contoured footbed insole 100 may be manufactured with different heights of the heel section 102. The height 101 of the heel section 102 may be chosen by the wearer based on comfort and fashion preferences of the wearer.

[0052] FIGS. 13A-13B exemplarily illustrate side views of the flexible contoured footbed insole 100 for use with high heeled footwear accommodating the wearer's foot 1201. The heel section 102 supports the heel 1202 of the wearer's foot 1201. Two different designs of the heel section 102 are exemplarily illustrated in FIGS. 13A-13B. The inner longitudinal arch support 103a supports the inner longitudinal arch 1203 of the wearer's foot 1201. The transverse arch support 103c supports the transverse arch 1205. The metatarsal arch support 103d supports the metatarsal arch 1206. The toe support 103e provides support to the toes 1207. The raised toe bar section 103f prevents the wearer's foot 1201 from sliding forward while wearing high heeled footwear. The flexible structure 104 provides flexibility and freedom of movement to the wearer's foot 1201. The outer longitudinal arch support 103b providing support to the outer longitudinal arch 1204 is not shown in FIGS. 13A-13B.

[0053] FIG. 18 illustrates a method of manufacturing a flexible contoured footbed insole 100 for footwear for providing an anatomically correct foot support to a wearer of the footwear. A heel section 102 comprising a cup shaped structure 102a is created 1801. The heel section 102 is created for accommodating a heel 1202 of the wearer's foot 1201. A first cushioning structure 102b may be disposed in the cup shaped structure 102a of the heel section 102 for providing comfort and shock absorbance to the heel 1202 of the wearer's foot 1201. A support system 103 extending anteriorly from the heel section 102 is then created 1802. The support system 103 is created for supporting an inner longitudinal arch 1203, an outer longitudinal arch 1204, a transverse arch 1205, a metatarsal arch 1206, and toes 1207 of the wearer's foot 1201.

[0054] The support system 103 is created 1802 as follows: An inner longitudinal arch support 103a for supporting the inner longitudinal arch 1203 of the wearer's foot 1201 is created 1802a. An outer longitudinal arch support 103b is created and disposed 1802b adjacent to the inner longitudinal arch support 103a. The outer longitudinal arch support 103b is created for supporting the outer longitudinal arch 1204 of the wearer's foot 1201. A transverse arch support 103c is created and disposed 1802c posteriorly from the inner longitudinal arch support 103a and the outer longitudinal arch support 103b for supporting the transverse arch 1205 of the wearer's foot 1201. A metatarsal arch support 103d is created and disposed 1802d anteriorly from the inner longitudinal arch support 103a and the outer longitudinal arch support 103b. The metatarsal arch support 103d stabilizes the five metatarsal heads of the wearer's foot 1201. A toe support 103e is created and disposed 1802e anteriorly from the metatarsal arch support 103d for supporting the toes 1207 of the wearer's foot 1201. A flexible structure 104 may be positioned 1803 within the support system 103 for providing flexibility and freedom of movement to the foot 1201.

[0055] A raised toe bar section 103f is created and attached to the toe support 103e at a location corresponding to an area 1209 between the ball 1208 and the toes 1207 of the wearer's foot 1201 for preventing the wearer's foot 1201 from sliding forward due to the steep incline of high heeled footwear. A second cushioning structure 105 may be disposed between the metatarsal arch support 103d and the toe support 103e for providing comfort and shock absorbance to the ball 1208 of

the wearer's foot 1201. A lining 106 may be disposed along the upper surface of the flexible contoured footbed insole 100 for providing a contact surface for the wearer's foot 1201. The flexible contoured footbed insole 100 is thereby manufactured for providing the anatomically correct foot support to the wearer of the footwear. The heel section 102 of the manufactured flexible contoured footbed insole 100 may be raised to a height 101 of, for example, 4 inches or more to be used with footwear with heels of a height of 4 inches or more. The manufactured flexible contoured footbed insole 100 for use with high heeled footwear and flat footwear is exemplarily illustrated in FIG. 10 and FIG. 11 respectively.

[0056] The foregoing examples have been provided merely for the purpose of explanation and are in no way to be construed as limiting of the present invention. While the invention has been described with reference to various embodiments, it is understood that the words, which have been used herein, are words of description and illustration, rather than words of limitation. Further, although the invention has been described herein with reference to particular means, materials and embodiments, the invention is not intended to be limited to the particulars disclosed herein; rather, the invention extends to all functionally equivalent structures, methods and uses, such as are within the scope of the appended claims. Those skilled in the art, having the benefit of the teachings of this specification, may effect numerous modifications thereto and changes may be made without departing from the scope and spirit of the invention in its aspects.

I claim:

1. A flexible contoured footbed insole for footwear for providing an anatomically correct foot support to a wearer of said footwear, comprising:

- a heel section comprising a cup shaped structure for accommodating a heel of a foot of said wearer;
- a support system extending anteriorly from said heel section for supporting an inner longitudinal arch, an outer longitudinal arch, a transverse arch, a metatarsal arch, and toes of said foot of the wearer; and
- a flexible structure disposed within said support system for providing flexibility and freedom of movement to the foot of the wearer;

whereby said flexible contoured footbed insole provides said anatomically correct foot support to the wearer of the footwear.

2. The flexible contoured footbed insole of claim 1, wherein the heel section further comprises a first cushioning structure for providing comfort and shock absorbance to said heel of the foot of the wearer, wherein said first cushioning structure is located in said cup shaped structure of the heel section.

3. The flexible contoured footbed insole of claim 1, wherein the support system comprises:

- an inner longitudinal arch support for supporting said inner longitudinal arch of the foot of the wearer;
- an outer longitudinal arch support disposed adjacent to said inner longitudinal arch support for supporting said outer longitudinal arch of the foot of the wearer;
- a transverse arch support extending posteriorly from the inner longitudinal arch support and said outer longitudinal arch support, wherein said transverse arch support supports said transverse arch of the foot of the wearer;
- a metatarsal arch support extending anteriorly from the inner longitudinal arch support and the outer longitudinal arch support, wherein said metatarsal arch support stabilizes metatarsal heads of the foot of the wearer; and

a toe support extending anteriorly from the metatarsal arch support, wherein said toe support supports said toes of the foot of the wearer.

4. The flexible contoured footbed insole of claim 3, wherein the toe support comprises a raised toe bar section at a location corresponding to an area between ball and the toes of the foot of the wearer, wherein said raised toe bar section prevents the foot of the wearer from sliding forward due to steep incline of high heeled footwear.

5. The flexible contoured footbed insole of claim 3, further comprising a second cushioning structure provided between the metatarsal arch support and the toe support for providing comfort and shock absorbance to ball of the foot of the wearer.

6. The flexible contoured footbed insole of claim 3, wherein the flexible structure is disposed at a section that links the metatarsal arch support and the toe support.

7. The flexible contoured footbed insole of claim 1 made of a moisture absorbing material with a non-slippery surface texture for absorbing moisture produced by the foot of the wearer, wherein said non-slippery surface texture of said moisture absorbing material prevents the foot of the wearer from sliding away from a position comfortable to the wearer.

8. The flexible contoured footbed insole of claim 7, wherein the moisture absorbing material is pliable and compressed under the weight of the wearer for accommodating unique contours of the foot of the wearer.

9. The flexible contoured footbed insole of claim 1, further comprising a lining disposed along upper surface of the flexible contoured footbed insole for providing a contact surface for the foot of the wearer.

10. A flexible contoured footbed insole for footwear for providing an anatomically correct foot support to a wearer of said footwear, comprising:

a heel section comprising a cup shaped structure for accommodating a heel of a foot of said wearer;

a support system extending anteriorly from said heel section, comprising:

an inner longitudinal arch support for supporting an inner longitudinal arch of the foot of the wearer;

an outer longitudinal arch support disposed adjacent to said inner longitudinal arch support for supporting an outer longitudinal arch of the foot of the wearer;

a transverse arch support extending posteriorly from the inner longitudinal arch support and said outer longitudinal arch support, wherein said transverse arch support supports a transverse arch of the foot of the wearer;

a metatarsal arch support extending anteriorly from the inner longitudinal arch support and the outer longitudinal arch support, wherein said metatarsal arch support stabilizes metatarsal heads of the foot of the wearer; and

a toe support extending anteriorly from the metatarsal arch support, wherein said toe support supports toes of the foot of the wearer.

11. The flexible contoured footbed insole of claim 10, further comprising a flexible structure disposed within said support system for providing flexibility and freedom of movement to the foot of the wearer.

12. A method of manufacturing a flexible contoured footbed insole for footwear for providing an anatomically correct foot support to a wearer of said footwear, comprising the steps of:

creating a heel section comprising a cup shaped structure for accommodating a heel of a foot of said wearer; and creating a support system extending anteriorly from said heel section for supporting an inner longitudinal arch, an outer longitudinal arch, a transverse arch, a metatarsal arch, and toes of said foot of the wearer;

whereby said flexible contoured footbed insole is manufactured for providing said anatomically correct foot support to the wearer of the footwear.

13. The method of claim 12, further comprising the step of positioning a flexible structure within said support system for providing flexibility and freedom of movement to the foot of the wearer.

14. The method of claim 12, further comprising the step of disposing a lining along upper surface of the flexible contoured footbed insole for providing a contact surface for the foot of the wearer.

15. The method of claim 12, further comprising the step of disposing a first cushioning structure in said cup shaped structure of the heel section for providing comfort and shock absorbance to said heel of the foot of the wearer.

16. The method of claim 12, wherein said step of creating said support system comprises the steps of:

creating an inner longitudinal arch support for supporting said inner longitudinal arch of the foot of the wearer;

creating an outer longitudinal arch support and disposing said outer longitudinal arch support adjacent to said inner longitudinal arch support for supporting said outer longitudinal arch of the foot of the wearer;

creating a transverse arch support and disposing said transverse arch support posteriorly from the inner longitudinal arch support and the outer longitudinal arch support for supporting said transverse arch of the foot of the wearer;

creating a metatarsal arch support and disposing said metatarsal arch support anteriorly from the inner longitudinal arch support and the outer longitudinal arch support, wherein said metatarsal arch support stabilizes metatarsal heads of the foot of the wearer; and

creating a toe support and disposing said toe support anteriorly from the metatarsal arch support, wherein the toe support supports said toes of the foot of the wearer.

17. The method of claim 16, further comprising the step of creating a raised toe bar section and attaching said raised toe bar section to said toe support at a location corresponding to an area between ball and the toes of the foot of the wearer for preventing the foot of the wearer from sliding forward due to steep incline of high heeled footwear.

18. The method of claim 16, further comprising the step of disposing a second cushioning structure between the metatarsal arch support and the toe support for providing comfort and shock absorbance to ball of the foot of the wearer.

* * * * *