



US00D820523S

(12) **United States Design Patent**
Lopez et al.

(10) **Patent No.:** **US D820,523 S**
(45) **Date of Patent:** **** Jun. 12, 2018**

(54) WALL-MOUNTED BACK SCRUBBER	5,628,083 A *	5/1997	Hayes	A47K 7/024	15/210.1
(71) Applicants: Kenneth Oscar Lopez , Chicago, IL (US); Astute Maria Aurilla , Chicago, IL (US)	7,155,769 B1 *	1/2007	Baker	A47K 7/024	15/104.92
(72) Inventors: Kenneth Oscar Lopez , Chicago, IL (US); Astute Maria Aurilla , Chicago, IL (US)	D599,957 S *	9/2009	Reggato	D28/63	
	D721,850 S *	1/2015	Pottinger	D28/63	
	D765,315 S *	8/2016	Whyte	D28/63	
	9,474,359 B2 *	10/2016	Lopez	A46B 9/026	
	2013/0000660 A1 *	1/2013	Lopez	A46B 9/026	132/200

(**) Term: **15 Years**

* cited by examiner

(21) Appl. No.: **29/565,252**

Primary Examiner — Karen E Eldridge Powers
(74) *Attorney, Agent, or Firm* — Ash Tankha; Lipton, Weinberger & Husick

(22) Filed: **May 19, 2016**

Related U.S. Application Data

(63) Continuation-in-part of application No. 13/536,937, filed on Jun. 28, 2012, now Pat. No. 9,474,359.

(51) **LOC (11) Cl.** **28-03**

(52) **U.S. Cl.**
USPC **D28/63**

(58) **Field of Classification Search**
USPC D4/100, 118, 119, 130, 199; D24/200, D24/211, 212; D28/63; D32/47; D23/304
See application file for complete search history.

(56) **References Cited**

U.S. PATENT DOCUMENTS

1,833,426 A *	11/1931	Knudson	A61H 7/001	601/134
D351,505 S *	10/1994	Mastellone	D4/116	


(57) **CLAIM**

The ornamental design for a wall-mounted back scrubber, as shown and described.

DESCRIPTION

FIG. 1 is a top perspective view of a wall-mounted back scrubber, showing our new design.
FIG. 2 is a front elevation view thereof;
FIG. 3 is a right side elevation view thereof;
FIG. 4 is a rear elevation view thereof;
FIG. 5 is a left side elevation view thereof;
FIG. 6 is a bottom plan view thereof;
FIG. 7 is a top plan view thereof; and,
FIG. 8 is a bottom perspective view thereof.
The broken lines illustrate environmental features that form no part of the claimed design.

1 Claim, 6 Drawing Sheets






FIG. 1



FIG. 2



FIG. 3




FIG. 4



FIG. 5




FIG. 6




FIG. 7




FIG. 8