



US00D712738S

(12) **United States Design Patent**
Clark

(10) **Patent No.:** **US D712,738 S**

(45) **Date of Patent:** **** Sep. 9, 2014**

- (54) **INTEGRATED BOTTLE TOP APPARATUS ASSEMBLY**
- (76) Inventor: **Brent Bunderson Clark**, Las Vegas, NV (US)
- (**) Term: **14 Years**
- (21) Appl. No.: **29/414,058**
- (22) Filed: **Feb. 24, 2012**
- (51) **LOC (10) Cl.** **09-07**
- (52) **U.S. Cl.**
USPC **D9/435**
- (58) **Field of Classification Search**
CPC B65D 85/72; B65D 33/16; B65D 15/00; B65D 25/082; B65D 27/06; B65D 35/08; B65D 35/44; B65D 37/00; B65D 39/0052; B65D 41/005; B65D 43/06; B65D 47/241; B65D 51/18; B65D 90/0006
USPC D7/312, 316, 318, 700; D9/349, 350, D9/351, 367, 373, 374, 375, 376, 392, 403, D9/404, 414, 434, 435, 436, 438, 439, 443, D9/444, 445, 447, 451, 452, 453, 454, 499, D9/523, 629, 705, 708, 709; D24/197, D24/224; 206/338, 438, 494; 215/1 C, 40, 215/42, 44, 382; 220/8, 86.2, 253, 259.3, 220/288, 367.1, 460-462; 221/33, 46, 63; 222/525, 541.1, 541.9, 556, 566-571; 260/245.73; 428/43, 134; 239/196, 239/461, 590, 596
See application file for complete search history.

D230,013	S	*	1/1974	Emerson	D9/434
D282,634	S	*	2/1986	Beaver et al.	D9/523
D282,635	S	*	2/1986	Beaver et al.	D9/523
D287,570	S	*	1/1987	Olsen	D24/224
D292,968	S	*	12/1987	Darr	D9/520
D296,765	S	*	7/1988	Urion	D9/434
4,877,142	A	*	10/1989	Doering	215/382
D307,548	S	*	5/1990	Cochran	D9/523
D395,603	S	*	6/1998	Harris	D9/447
6,332,550	B1	*	12/2001	Bennett et al.	215/256
D456,715	S	*	5/2002	Reidenbach	D9/523
6,631,832	B2	*	10/2003	Wan et al.	222/525
6,789,497	B1	*	9/2004	Aiken	116/308
RE39,867	E	*	10/2007	Bennett et al.	215/256
RE40,003	E	*	1/2008	Bennett et al.	215/256
D561,591	S	*	2/2008	Feen	D9/522
D591,595	S	*	5/2009	Tedford, Jr.	
D605,048	S	*	12/2009	Smith, III	D9/523
2004/0256421	A1		12/2004	Werth	
2005/0077322	A1	*	4/2005	Graybill	222/461
2005/0218166	A1	*	10/2005	Mehan	222/568

(Continued)

Primary Examiner — Susan Bennett Hattan
Assistant Examiner — Leanne Was
 (74) *Attorney, Agent, or Firm* — Ash Tankha; Lipton, Weinberger & Husick

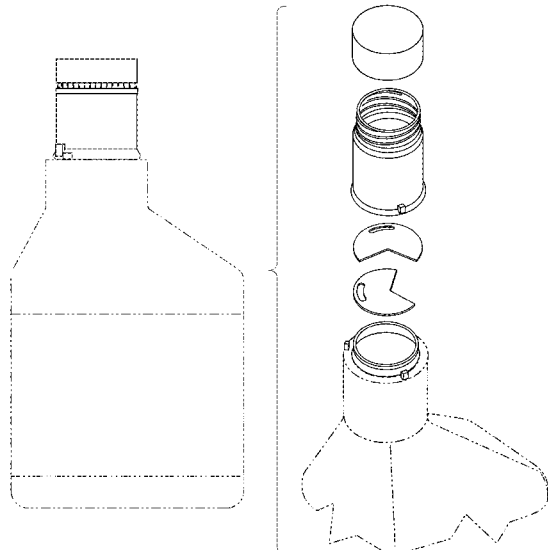
(57) **CLAIM**
 The ornamental design for a integrated bottle top apparatus assembly, as shown and described.

DESCRIPTION

FIG. 1 is an elevation view of an integrated bottle top apparatus assembly;
 FIG. 2 is a top perspective view thereof;
 FIG. 3 is an enlarged top perspective view thereof;
 FIG. 4 is a right side exploded view thereof; and,
 FIG. 5 is a right side orthogonal exploded view thereof.
 The broken lines in the drawing depict environmental subject matter only and form no part of the claimed design.

1 Claim, 5 Drawing Sheets

- (56) **References Cited**
U.S. PATENT DOCUMENTS
- | | | | | |
|-----------|-----|--------|----------------|---------------|
| 1,301,847 | A | 4/1919 | Hoffman | |
| 1,771,034 | A * | 7/1930 | Fabrice | 215/256 |
| 3,124,282 | A * | 3/1964 | Winstead | 222/569 |
| 3,397,824 | A * | 8/1968 | Ganung et al. | 222/570 |
| 3,552,607 | A * | 1/1971 | Edwards et al. | 222/566 |



US D712,738 S

Page 2

(56)

References Cited

U.S. PATENT DOCUMENTS

2006/0049286	A1*	3/2006	Oomura et al.	239/596	2008/0277503	A1	11/2008	Griffin	
2006/0096983	A1	5/2006	Patterson		2009/0020568	A1*	1/2009	Laidler et al.	222/635
2006/0163251	A1	7/2006	Kelstrom et al.		2009/0236301	A1*	9/2009	Yang	215/40
					2011/0147421	A1*	6/2011	Bonet Pedrol	222/566

* cited by examiner

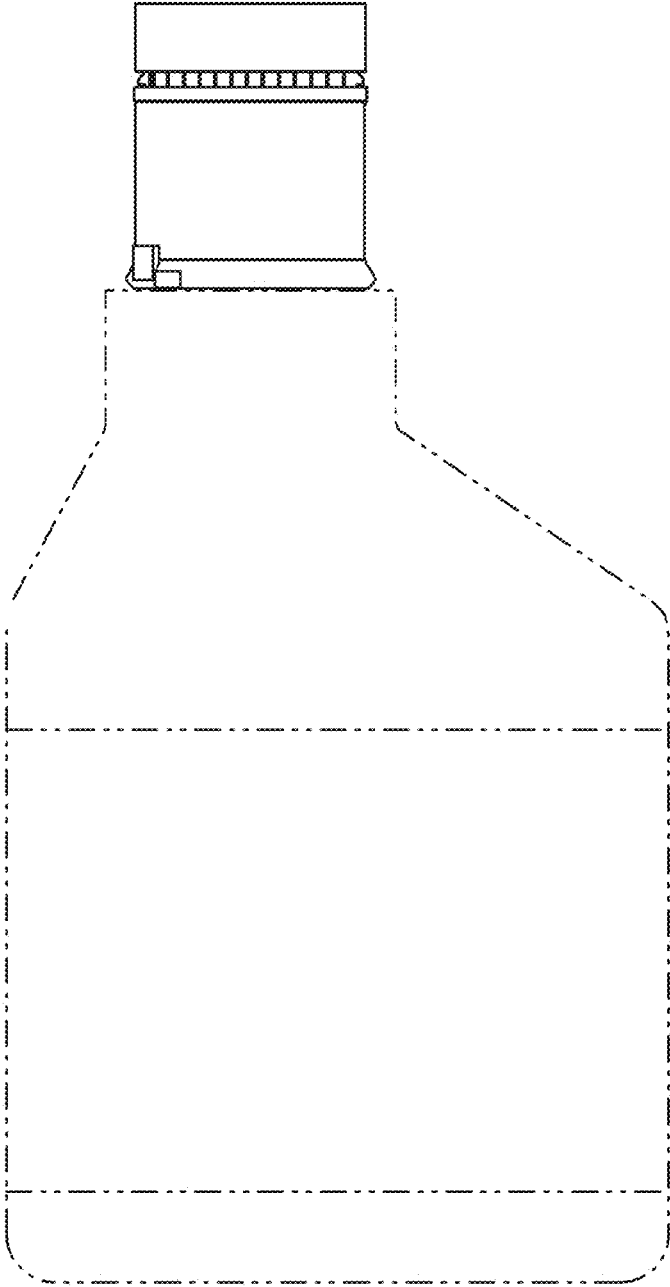


FIG. 1

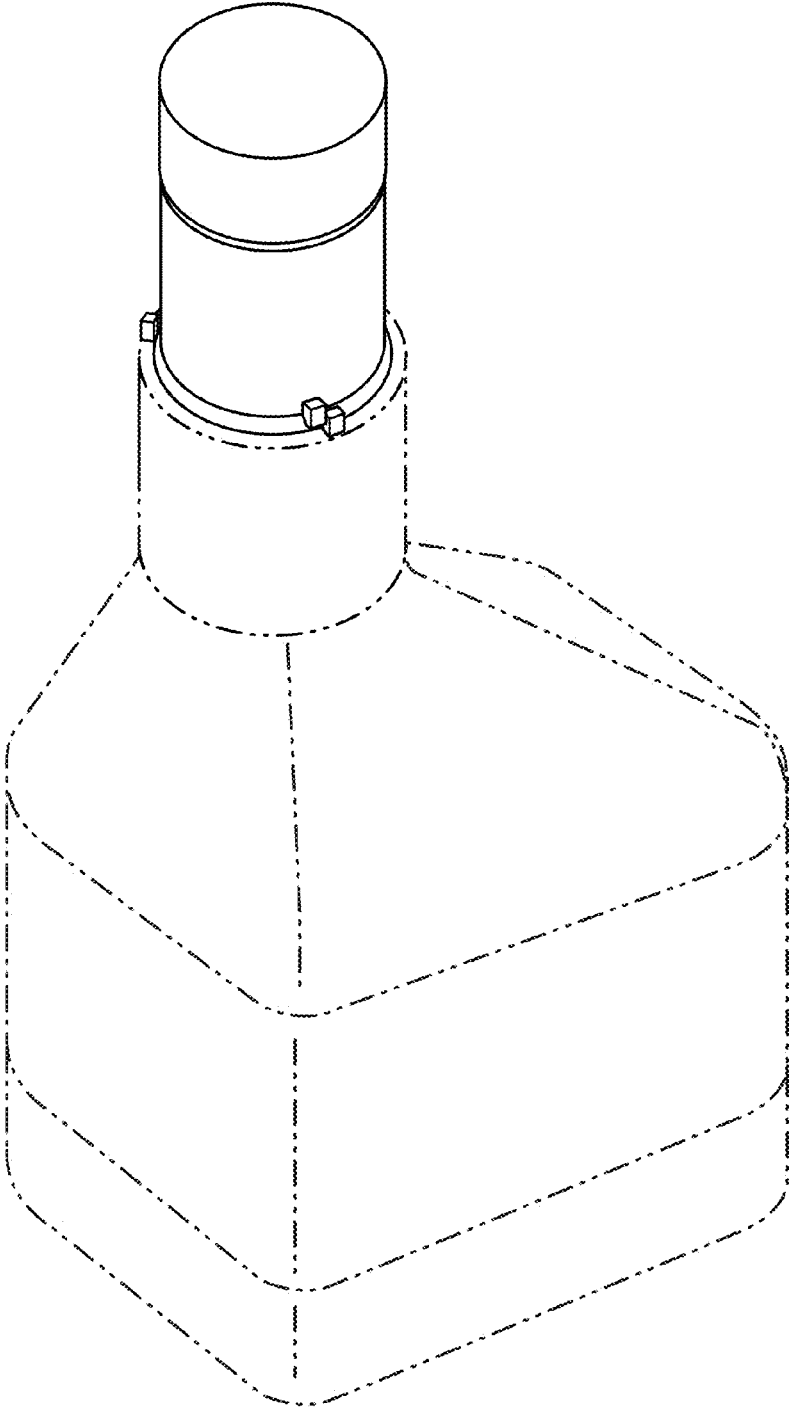


FIG.2

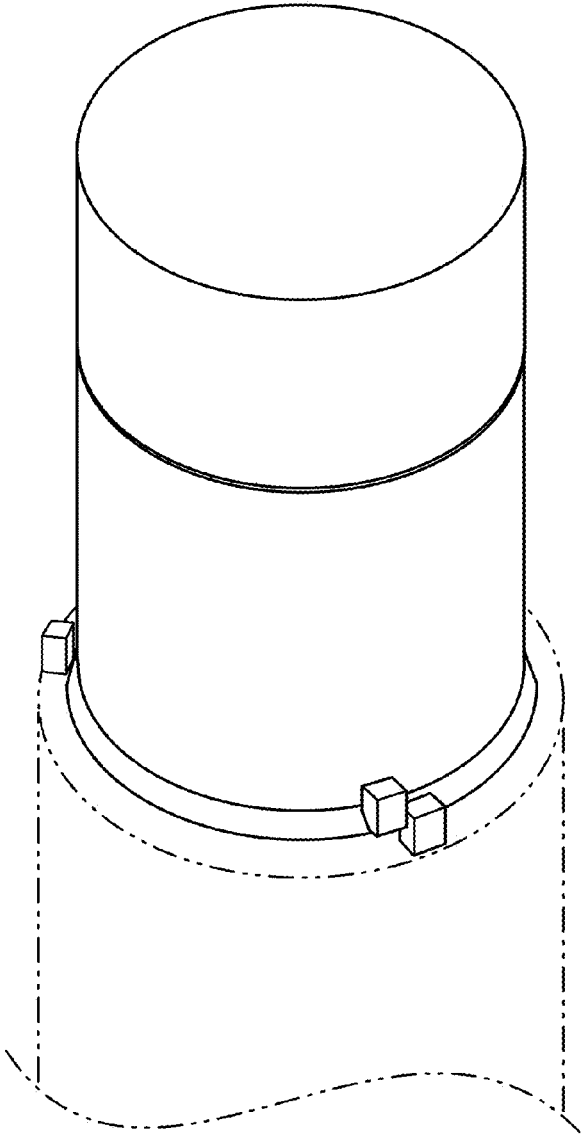


FIG. 3

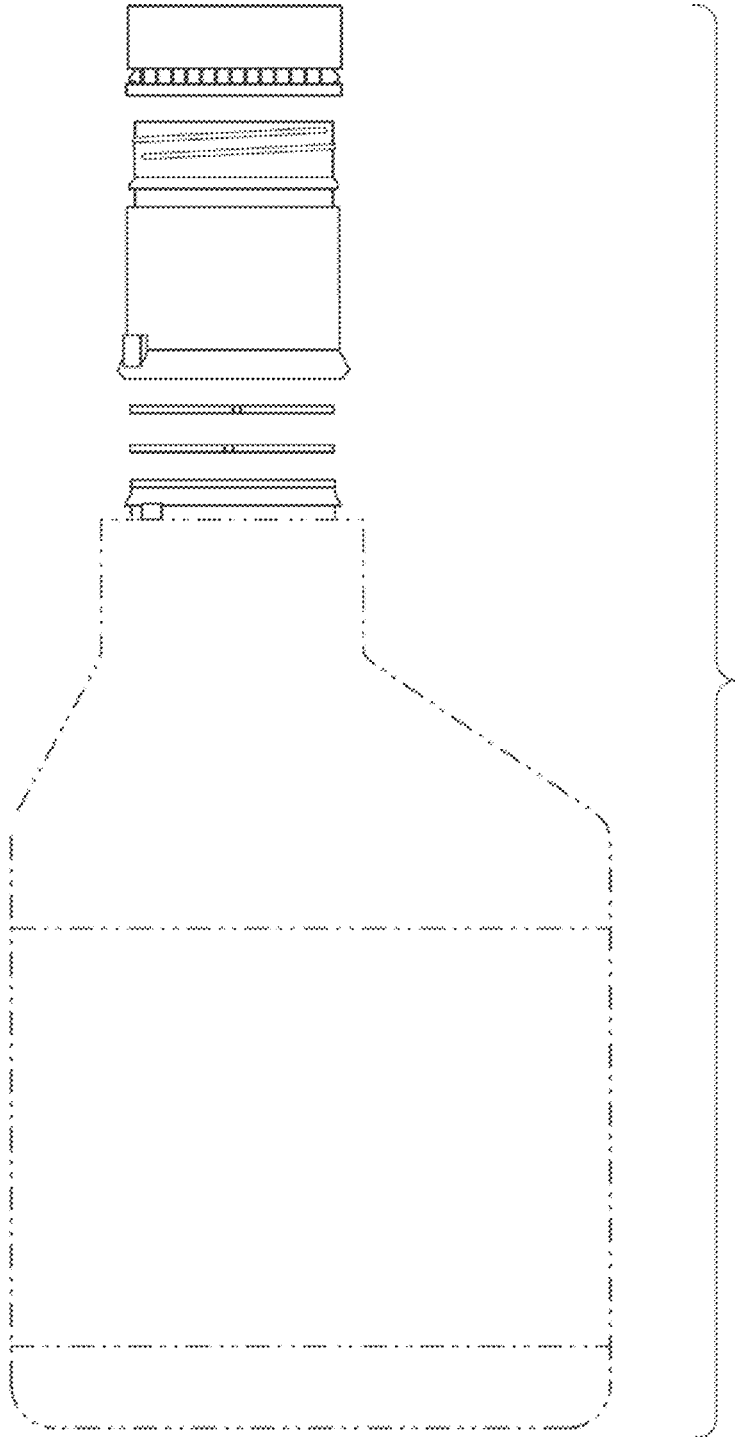


FIG. 4

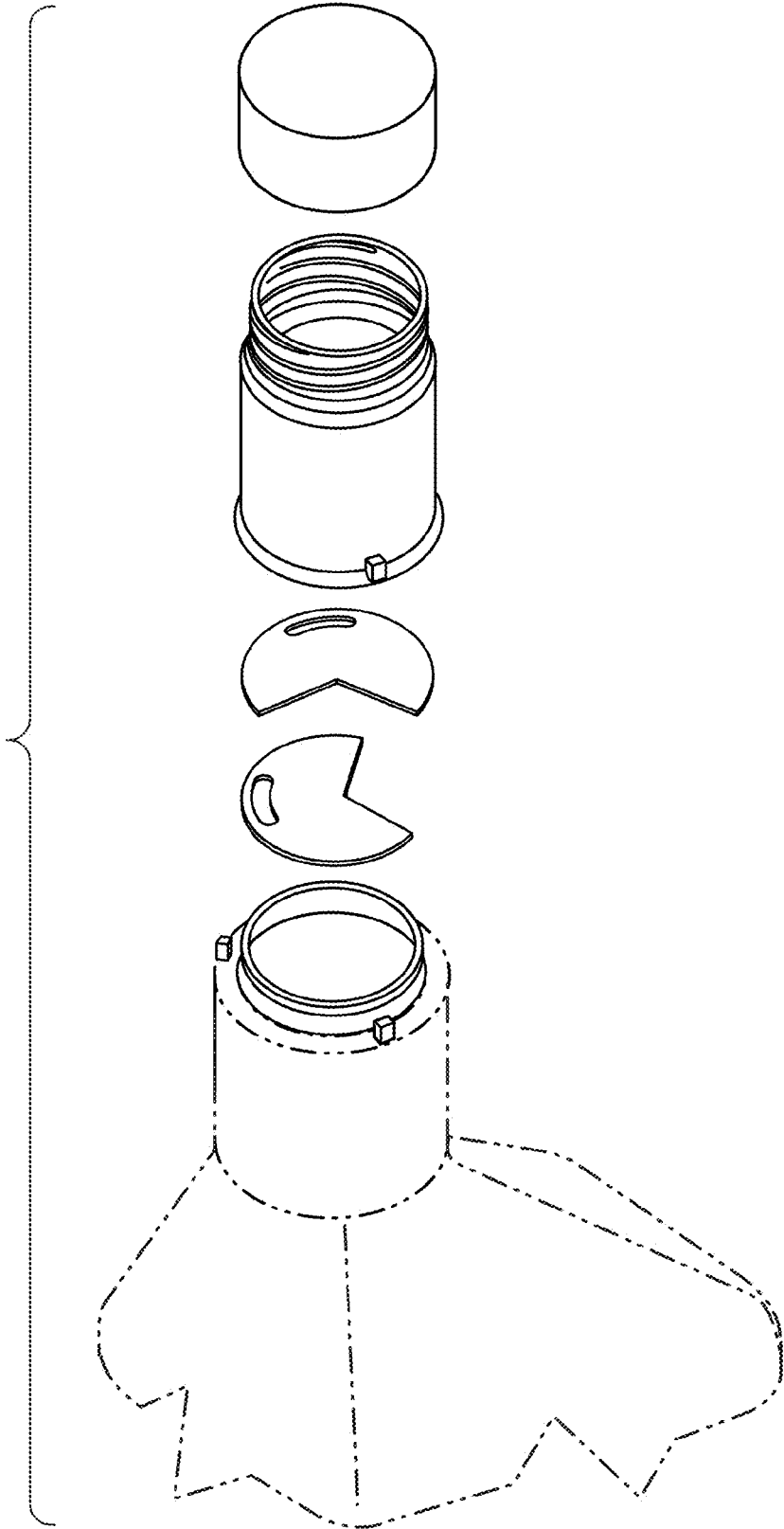


FIG. 5