



US00D619060S

(12) **United States Design Patent**
Lorenzo

(10) **Patent No.:** **US D619,060 S**

(45) **Date of Patent:** **** Jul. 6, 2010**

(54) **ADJUSTABLE AUTOMOBILE BUMPER PROTECTOR**

D570,264 S * 6/2008 Spry D12/171
* cited by examiner

(76) Inventor: **Taurino Lorenzo**, 2861 Exterior St., #6B, Bronx, NY (US) 10463

Primary Examiner—Melody N Brown
(74) *Attorney, Agent, or Firm*—Ashok Tankha; IP Legal Services

(**) Term: **14 Years**

(57) **CLAIM**

(21) Appl. No.: **29/350,564**

The ornamental design for an adjustable automobile bumper protector, as shown and described.

(22) Filed: **Nov. 19, 2009**

(51) **LOC (9) Cl.** **12-16**

(52) **U.S. Cl.** **D12/171**

(58) **Field of Classification Search** D12/171,
D12/163, 98, 90-92; 180/86.1, 86.2; 296/183.1,
296/97.7, 95.1; 280/163, 164; 150/168
See application file for complete search history.

DESCRIPTION

FIG. 1 is a front perspective view of an adjustable automobile bumper protector showing my new design.

FIG. 2 is a rear perspective view thereof.

FIG. 3 is a top perspective view thereof; and,

FIG. 4 is a front perspective view of the adjustable automobile bumper protector detachably secured to a bumper of an automobile.

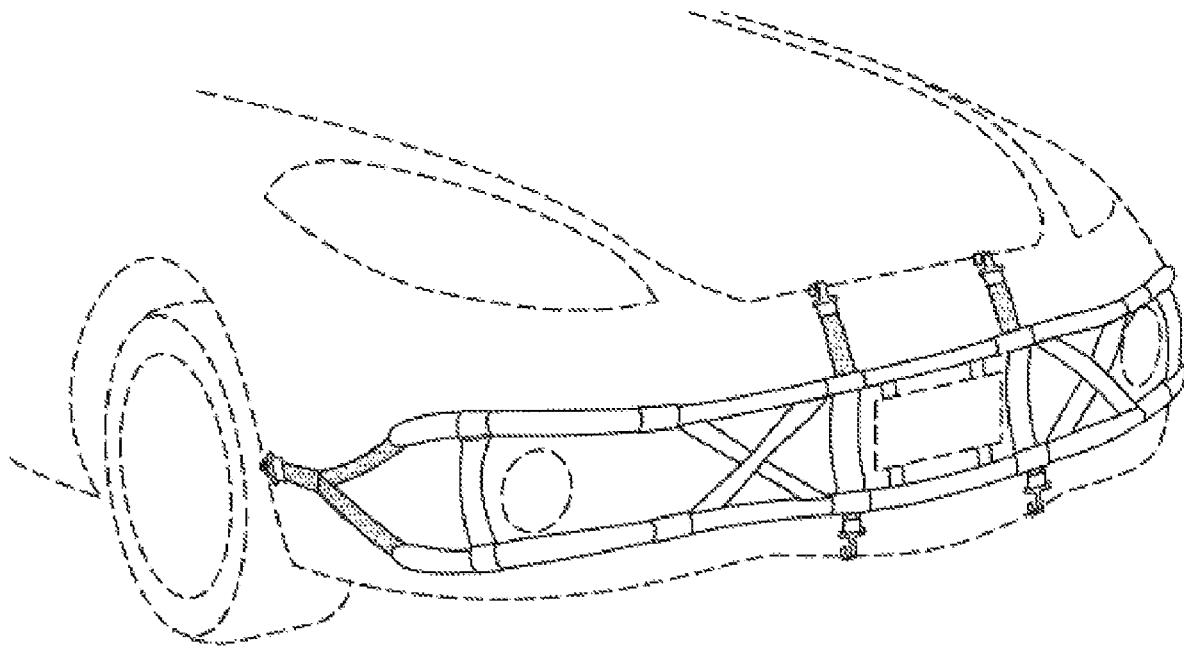
The broken line portions shown in FIG. 4 of the drawing are for illustrative purposes only and form no part of the claimed design.

(56) **References Cited**

U.S. PATENT DOCUMENTS

- D393,828 S * 4/1998 Threats, Sr. D12/401
- D411,162 S * 6/1999 Richter D12/401
- D557,179 S * 12/2007 Manalac D12/171

1 Claim, 2 Drawing Sheets



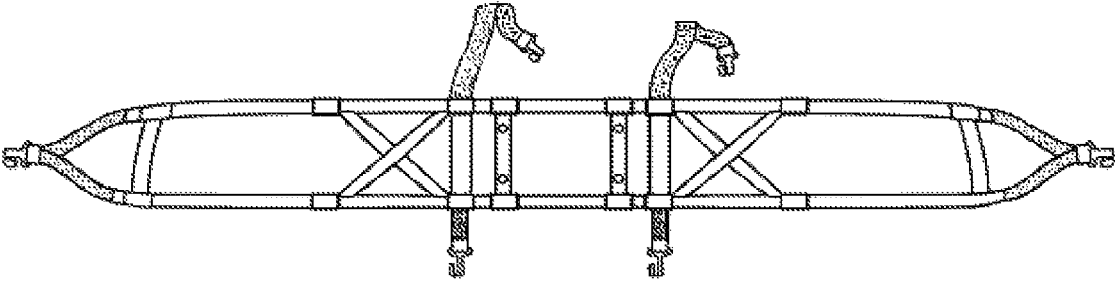


FIG. 1

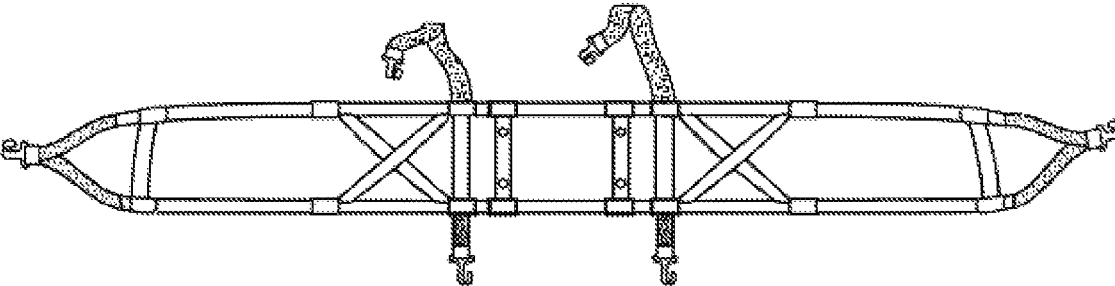


FIG. 2

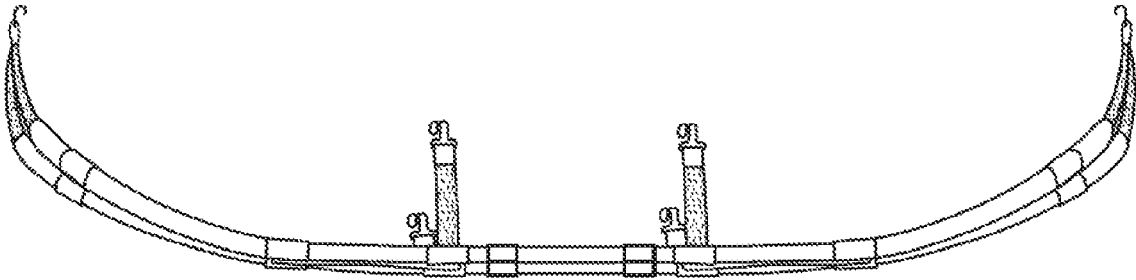


FIG. 3

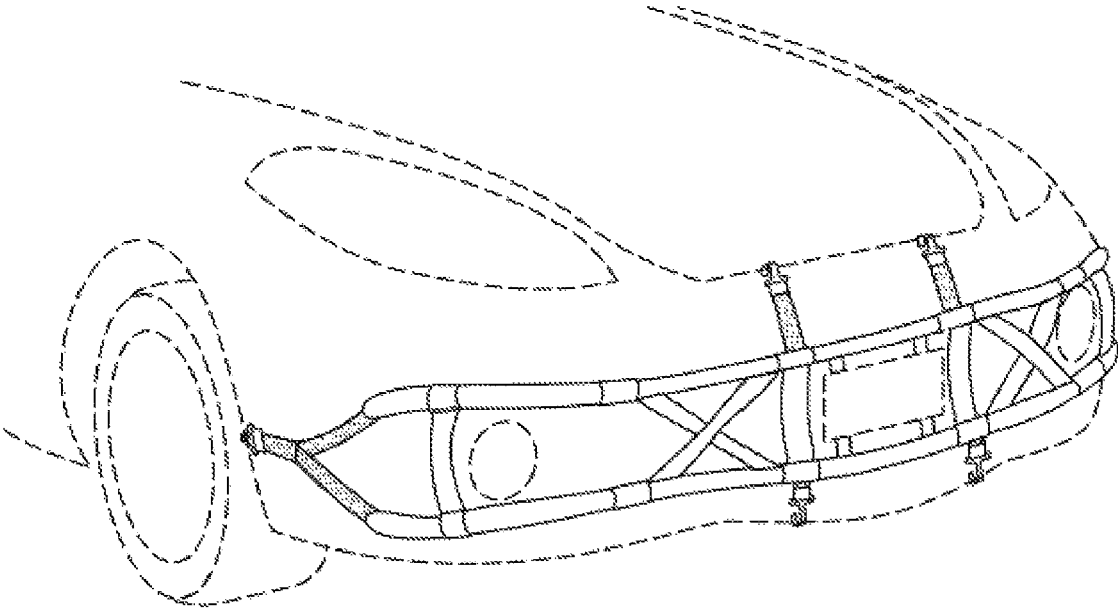


FIG. 4