



US00D618600S

(12) **United States Design Patent**
Lorenzo

(10) **Patent No.:** **US D618,600 S**

(45) **Date of Patent:** **** Jun. 29, 2010**

(54) **ADJUSTABLE AUTOMOBILE BUMPER PROTECTOR**

Primary Examiner—Melody N Brown
(74) *Attorney, Agent, or Firm*—Ash Tankha

(76) Inventor: **Taurino Lorenzo**, 2861 Exterior St., #6B, Bronx, NY (US) 10463

(57) **CLAIM**

(**) Term: **14 Years**

The ornamental design for an adjustable automobile bumper protector, as shown and described.

(21) Appl. No.: **29/350,565**

(22) Filed: **Nov. 19, 2009**

DESCRIPTION

(51) **LOC (9) Cl.** **12-16**

(52) **U.S. Cl.** **D12/171**

(58) **Field of Classification Search** D12/171,
D12/163, 98, 90-92; 180/86.1, 86.2; 296/183.1,
296/97.7, 95.1; 280/163, 164; 150/168
See application file for complete search history.

FIG. 1 is a front perspective view of an adjustable automobile bumper protector showing my new design.

FIG. 2 is a rear perspective view thereof.

FIG. 3 is a top perspective view thereof; and,

FIG. 4 is a front perspective view of the adjustable automobile bumper protector detachably secured to a bumper of an automobile.

(56) **References Cited**

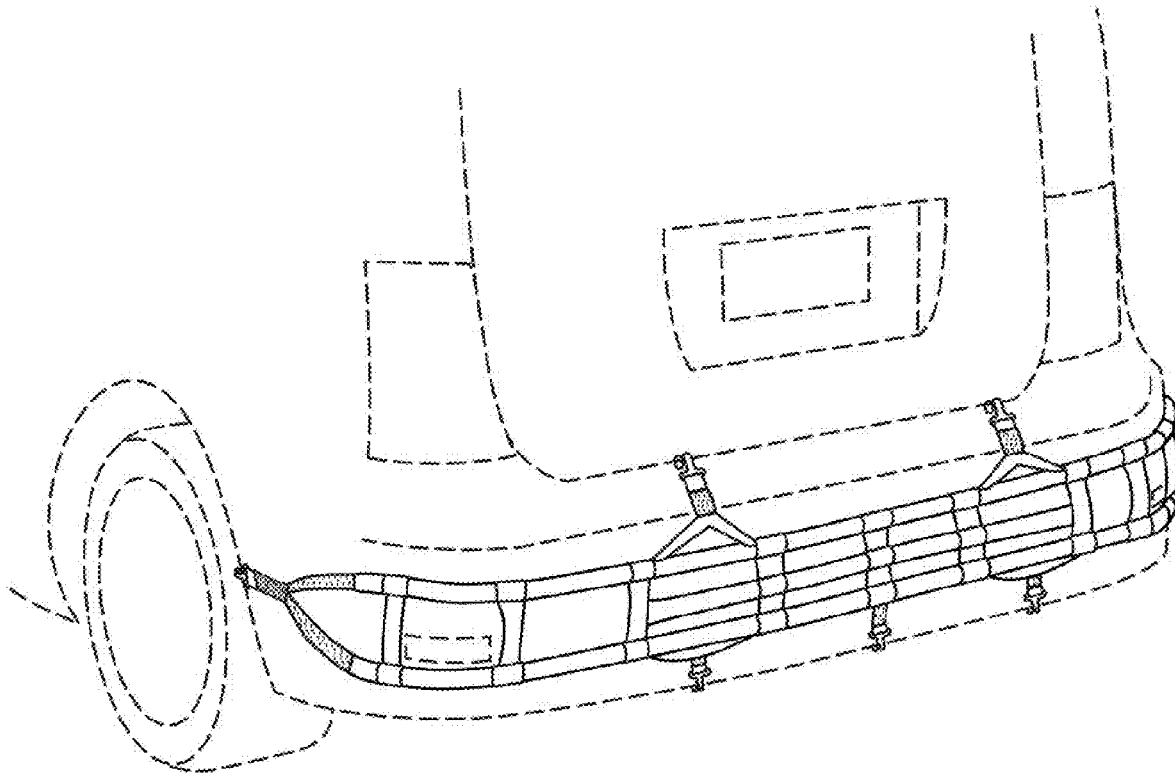
U.S. PATENT DOCUMENTS

D393,828 S *	4/1998	Threats, Sr.	D12/401
D411,162 S *	6/1999	Richter	D12/401
D483,708 S *	12/2003	Roehmer et al.	D12/171
D557,179 S *	12/2007	Manalac et al.	D12/171

The broken line portions shown in FIG. 4 of the drawing are for illustrative purposes only and form no part of the claimed design.

* cited by examiner

1 Claim, 3 Drawing Sheets



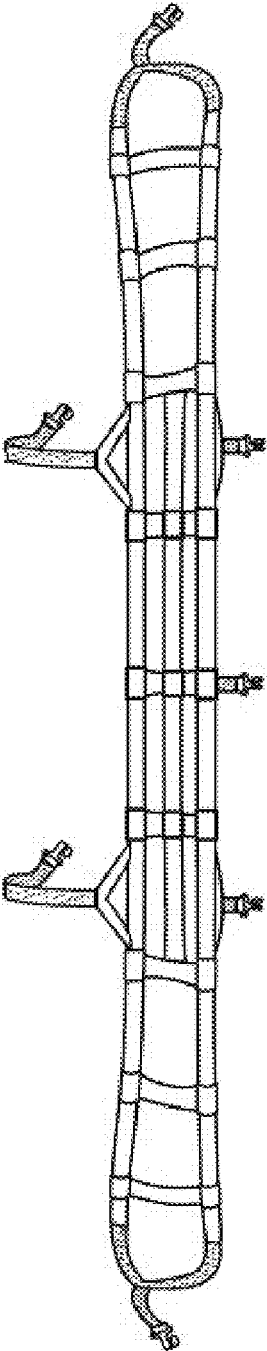


FIG. 1

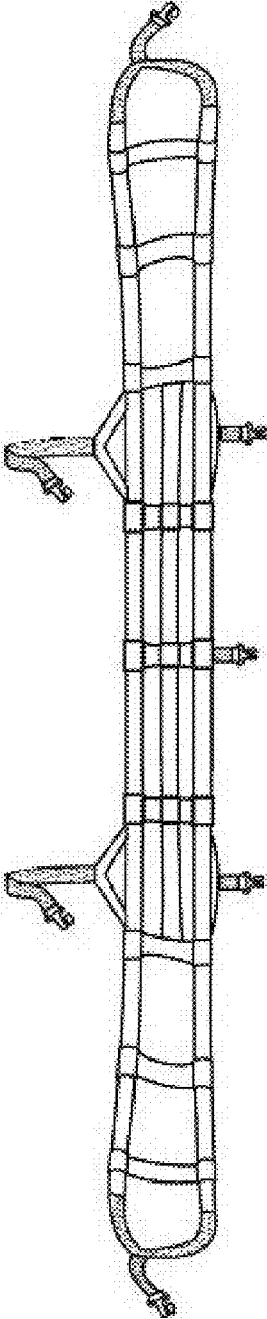


FIG. 2

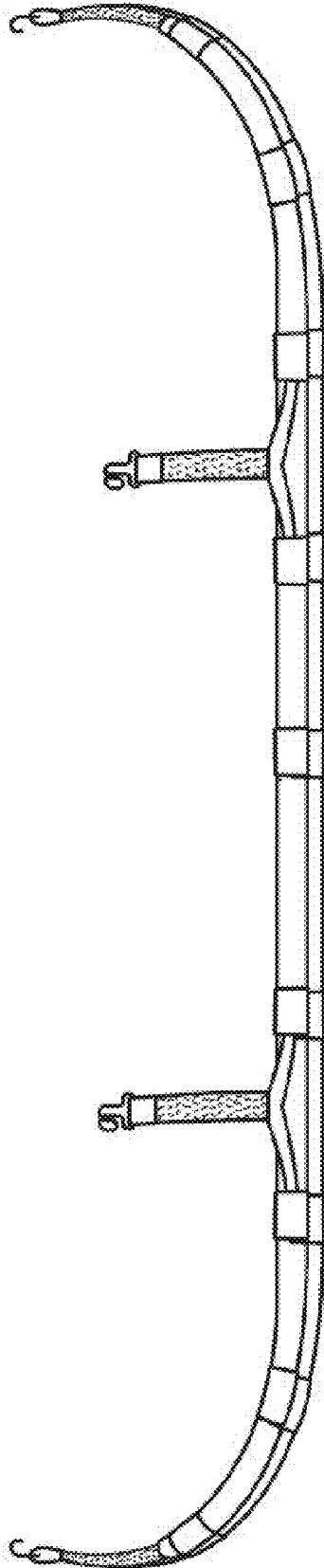


FIG. 3

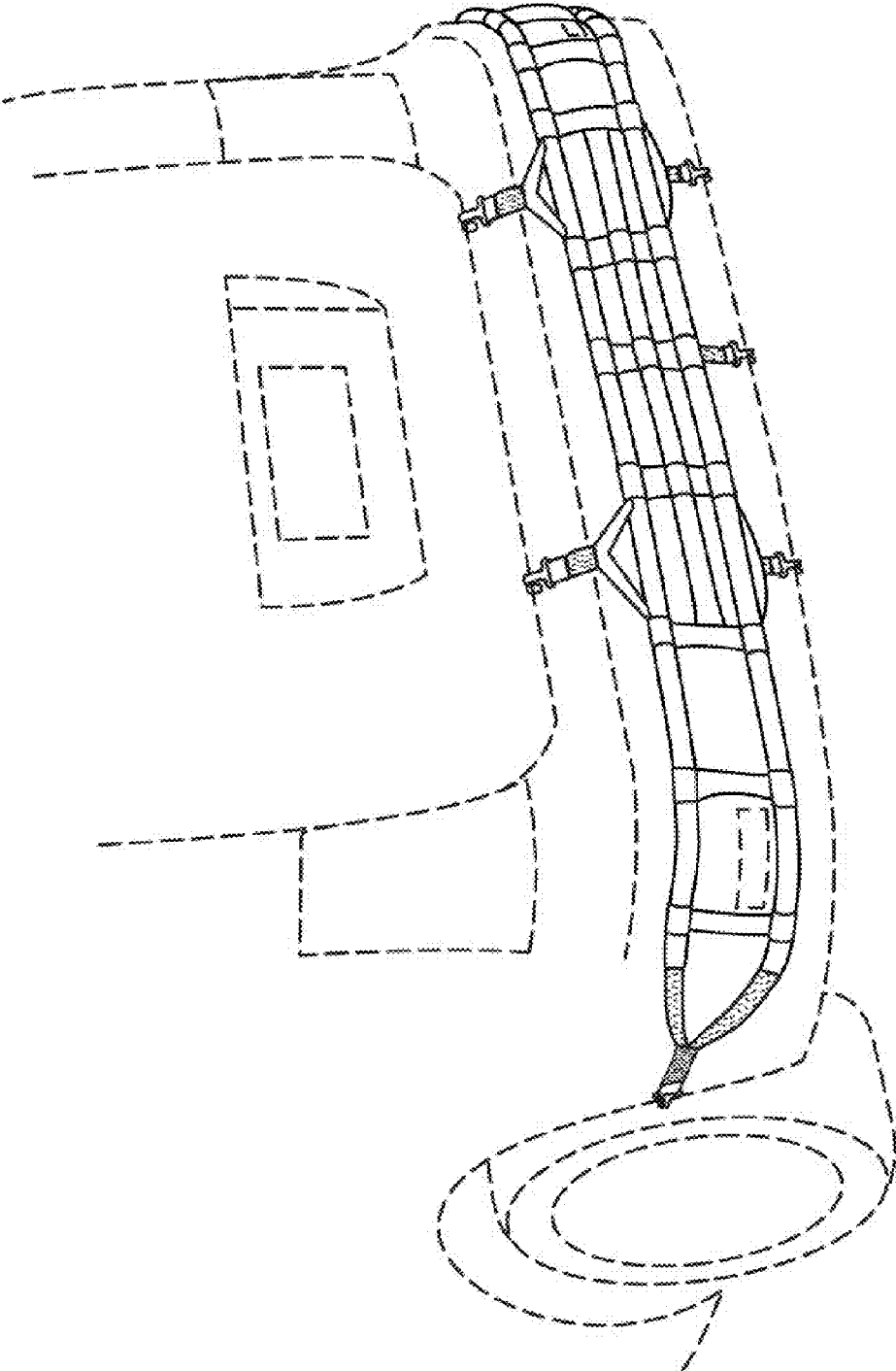


FIG. 4